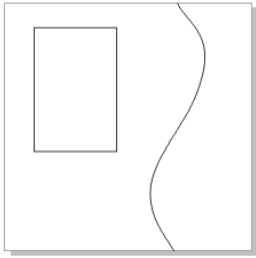


Class Focus

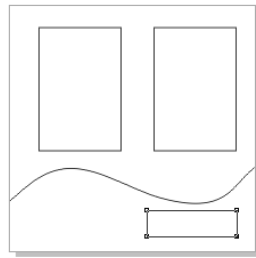
This class will focus on creating a scrapbook page/memory quilt blocks in the hoop. We will be learning how to create appliques, have some fun with letter play and learn some tips on how to successfully multi-hoop projects. We will also get our feet wet with Art Canvas and learning how to use some of the basic features in this program.

Page Layout Options

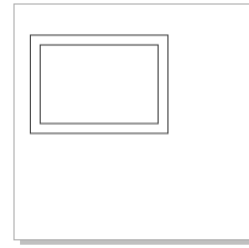
(We will discuss these options at class)



Option I



Option II



Option III

Project Supplies

- Printed Treasures for Ink Jet Printers
- Stabil Stick Cut Away (optional – we will talk about this at class)
- Medium Wt. Tearaway **or** Ultra Clean & Tear
- Large Oval Hoop
- 1 – 2 “theme” Photos of your choice – **these need to be on your computer or on a flash drive**
- Thread snips
- 2” thick foam measuring about 15” x 17” – **Optional but recommended**
- Threads – To be determined at class & based on your theme
- Fabrics – Fat quarter for a single block

See sample at the store for an example of themes*