

Janean's BERNINA

A Full Service BERNINA Dealer Where Tradition and Technology Meet

6303 Burden Blvd., #C, Pasco, WA 99301 (509)544-7888

www.janeansbernina.com

Dear Sewing Enthusiasts,

We're still recovering from our trip to Switzerland; we'll let you know when the letter and the calendar are available.

Happy Sewing!



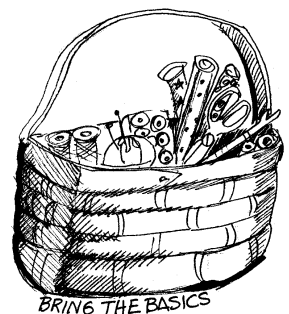
Fall 2008 CLASSES

CLASS ENROLLMENT POLICY

Pre-registration is a must! We require full payment at the time of registration so check your schedules carefully. We consider your enrollment in our classes as a commitment by you to our teachers.

Classes have a supply list and it will be given to you once you are enrolled and paid for your class.

More detail, give us a call.



Mailing List

Would you like to be kept up-to-date on all the exciting things arriving and happening at Janean's BERNINA? It's as easy as 1-2-3.

1. Visit www.janeansbermina.com and click on the "Get e-mail updates" button at the bottom of the home page.
2. Enter your information, most importantly your full name and e-mail address.
3. Choose the categories of updates that you would like to receive. You will only receive e-mails concerning the interest categories that you choose.

Events



BERNINA Software Sampler is a virtual software presentation by a Bernina Educator. You will also receive instructions for using your new software knowledge to create a project and an opportunity to try your hand at a number of embroidery and embellishment techniques.

Saturday, September 20, 2008, 11:00 – 12:30

Saturday, October 18, 2008, 11:00 – 12:30

Saturday, November 22, 2008, 11:00 – 12:30

****Class descriptions to be added soon!****

Class fee: \$10.00 per session.

Please sign up in advance.



Janean's BERNINA is pleased to continue a program from BERNINA. We will be hosting a live virtual class that you'll be able to watch right here at Janean's BERNINA. Because the class is a live Webcast, all you need to bring is yourself. The class will explore everything from piecing and quilting to embroidery and embellishment, to serging. Along with the virtual presentation, you will receive a CD which will include technique instructions for the feature project.

Teacher: Virtual Susan Fears

Elegant Edges

Friday, September 26th, 2008, 12:00 sharp

Finishing touches take something from ordinary to extraordinary. Edgings for clothing, home décor and quilts all benefit from pretty edge finishes. Using tool in our sewing tool box, we will create those special details that make a statement.

Ready to Wear Makeover

Friday, October 24, 2008, 12:00 sharp

Too good for Goodwill, but not snappy enough to wear? If your closet contains some good pieces that are being ignored, we will look at updating those old favorites and make them into a new fashion favorite. By adding some easy decorative work and reworking the garment (or fabric) we will create a new piece that you will enjoy using again.

More than Napkins

Friday, December 5th, 2008, 12:00 sharp

Your serger does more than napkins, but do you? With easier threading and unique features the serger can also be a creative force in our sewing room – and with its speed, you can enjoy these treasures faster. Combine the serger and the sewing machine for the best of both worlds as we create quilted items, clothing and home-dec items


Class Fee: \$10.00 each session

Please sign up in advance.

OESD Christmas Collection: Virtual

Trim A Tree

Friday, September 12, 12:00 sharp



Join our virtual party as we show you how very easy it is to stitch these gorgeous ornaments and angel tree topper made completely in the hoop from OESD'S Christmas Collection #1. The ornaments and angel are sure to become heirlooms that will be passed down from generation to generation.

Class fee \$10

Christmas Table Top Party

Friday, October 17, 12:00 sharp

Your table top will be the envy of all your friends and neighbors when you decorate with OESD's Christmas Collection #2! See how easy it is to make the 3-D candle ring, candle wrap and other accessories in this collection. See how easy it is to "quilt" with your embroidery machine!

Class fee \$10



Deck the Halls Christmas Party

Thursday, November 13th, 12:00 sharp

Don't miss this virtual party featuring the most delightful stand-alone decorations you have ever seen! OESD's Christmas collection #3 will delight both young and old. See how easy these beautiful decorations are to make.

Class fee \$10

OESD Virtual

Monogram Mania

Tuesday, September 16th, 12:00 sharp

Monogramming is the mania! Everywhere you look things are personalized with names and initials. Monogramming is an easy yet terrific way to make your projects uniquely “yours”. Learn a multitude of tricks for monogramming everything from readymade items to hand made items. We will also experiment with different thread colors on you designs to keep your embroidery design “stash” new and fresh. Put your rose colored glasses and join the fun.

Class fee \$10

From Runway to Reality

Wednesday, October 22nd, 12:00 sharp

Is there a young trendsetter you want to make an embroidered gift for, but you aren't quite sure what they would like? We will take a look at the fashions that are hitting the runways and see how you can incorporate those trends into your embroidery projects. Create projects straight from the runway to your machine.

Class Fee: \$10.00



Explorations – Please DO OPEN before Christmas!

Tuesday, November 11th, 12:30 1:30

You should most certainly OPEN your Explorations Embroidery Software BEFORE CHRISTMAS! This class will give you some exciting ideas to help you make the most of your software to plan your Christmas gifts!

Class Fee: \$10.00

Create Extraordinary Embroidery with Excellent Results!

Wednesday, October 15th
6 – 9 pm or
Thursday, October 16th,
10 – 2:30 pm
Class fee \$10

Featuring
Extra Special Projects
using
Extra Special Products.

TRUNK SHOW & EMBROIDERY SEMINAR

BABY IDEAS • GIFT IDEAS
APPAREL • HOME DÉCOR

You will learn:

- Embroidery techniques
- The correct way to hoop projects
- Tips and tricks to give your embroidery projects Excellent Results

You will receive:

- A wide variety of step-by-step instructions for projects to take home
- Inspirational Ideas
- Door prizes and gifts
- Sample products

oesd





So You Want To SEW

Sewing classes for beginners



Serendipity Bag

Janean

Tuesday, September 30th, 6 – 9 pm or

Monday, November, 3rd 6 – 9 pm

Have you been watching project runway and want to learn to sew? This is just the right project to start with. You will learn how to make this cute and useful bag in class.

Class fee \$25 (sewing machines provided, pattern included)



Charm Party Tote

Janean



Saturday, October 4th & 11th, 4 – 7 pm or

Monday, October 20th & 27th, 6-9 pm

Charm Party Tote is the perfect size for a day out on the town. It has 2 large pockets on the inside and a great little envelope style pocket on the outside.

Grab a stack of 5 inch squares and a yard of pretty matching fabric and you'll have a tote in no time at all.

Class fee \$30

Pattern: Charm Part Tote \$9.00

Sew Easy Reversible Apron

Janean


Monday, October 6th, 6 – 9 pm or

Friday, October 10th, 6 - 9 pm

Inspired by the ease of a 1950's poodle skirt the Sew Easy Reversible Apron is a modern interpretation of this vintage gem.

Class fee \$20 (machines provided)

Pattern: Sew Easy Reversible Apron \$9.00



Be Attitudes Workshop

Janean

Monday September 8th, October 6th, &
November 3rd, 1:00–3:00 or
Tuesday September 9th, October 7th &
November 4th, 6:00–8:00

It's all in your attitude! That's what Mom taught me and it's true. I hope you'll have fun with this block-of-the-month fusible appliqué quilt which reminds us of uplifting attitudes and values that can make lives more enjoyable and beautiful. Make the entire quilt or choose individual blocks to make into a mini-quilt for each month.

Class fee: \$10 per session

Book: Be Attitudes \$16



Falling Leaves

Janean



Monday, September 22nd & 29th,
9:30 – 12:30 or 6-9 pm

Falling leaves will teach simple piecing and machine appliqué or machine embroidery appliqué. It is so fast and fun you will want to make many sets for gifts.

Class Fee \$20

Pattern: Falling Leaves \$12.00

Faux Pieced Christmas Table Runner

Janean

Monday, October 20, 10 am – 2 pm or
Saturday, October 25th, 4 pm – 7 pm
This easy table runner will look beautiful on any holiday table. The runner features designs from OESD's Christmas collection #2.

Class fee \$20 (pattern included, embroidery designs TBA)



Tree Skirt

Janean



Monday, October 27, 10 am – 3 pm or
Saturday, November 1st & 8th, 4 pm – 7 pm

This beautiful tree skirt features quilting designs from OESD's Christmas collection #2. It is sure to grace your tree for many years.

Class fee \$20 (pattern included, embroidery designs TBA)

Crazy 9-Patch


Debbie Dietrich

Saturday, November 15th, 9 am – 4 pm

Need a quick quilt? This is it Fast Fun and the seams don't have to match. Come with 36 – 12 inch squares and leave with a finished top.

Perfect for some of the scraps you have hanging around.

Class fee \$30



Bargello Heart

Debbie Dietrich



Saturday, September 27th, 9 am – 4 pm

Very Fast and fun quilt. It is all done in strips, Suitable for confident beginners or advanced quilters. You will learn Bargello cutting and sewing techniques.

Class fee \$30

Book: Bargello Hearts \$22.95

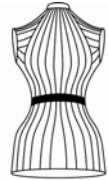
My Label: Qualifying the Tunic

Joan Allen

Saturday, October 4th and 11th, 9 – 12 pm

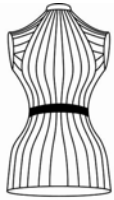
This is the first step to using your "MY LABEL" pattern fitting software. The first class you will learn how to manipulate your tunic on your computer. You will come to the second class with your sample tunic and fine tune the fitting.

Class fee: \$20



My Label: Qualifying the Flare Pants

Joan Allen



Monday, November 10th and 17th, 6 – 9 pm

"I won't ever buy a store bought pair of pants again." That's what you will say after you take this class. Your "My Label" pattern fitting software will give you pants that fit. The 1st class you will put in your measurements and make adjustments so they look just right to you. The second class you will come with your sample pants and learn how to make some minor adjustments. Come and see what Joan has done with the flared pant pattern.

Class fee: \$20



Works in Progress

Kathi Hewitt

Wednesday, Sept. 10th, Oct. 15th, Nov. 12th, and/or Dec. 10th, 9 am – 9 pm

Working on projects in a group is lots of fun and a great way to tackle those "Works in Progress." Stuck on a project? Get help and get it done!

Class fee: \$15 class (\$10 for a half day)

BERNINA Embroidery Software

Kathi Hewitt

Tuesday, Sept. 9th, Oct. 14th, Nov. 11th, Dec. 9th, 9:30 – 12:00

Each class will focus on a different project to introduce features of the Bernina Embroidery software. Owners of all levels of software are welcome to attend class.

Bring your laptop and dongle or call the store to reserve a laptop or dongle if you do not have your own (quantities are limited).

Class fee \$10 per class

Explorations Software

Kathi Hewitt

Tuesday, Sept. 9th, Oct. 14th, Dec. 9th 1 - 3:30 pm

Each class will focus on a different project to introduce features of the Explorations Embroidery software. Owners of all levels of software are welcome to attend class.

Bring your laptop and dongle or call the store to reserve a laptop or dongle if you do not have your own (quantities are limited).

Class fee \$10 per class

Latte Quilt

Kathi Hewitt



Wednesday, Sept. 10th, Oct. 15th, Nov. 12th, Dec. 10th,
9am - 9 pm

This is a workshop class for the Latte Quilt. As you progress through the blocks you will learn rehooping techniques and how to use machine stitches (often referred to as stitch recipes) to enhance the embroidery. The Latte Quilt, more than almost any other project, will help you to learn about both the embroidery and sewing features of your machine.


Class fee \$15 ((\$10 for a half day)

Book/Software Latte Quilt by Kerrie Hay \$29.97

UFO Workshops

Jerrine Kirsch

Friday, September 12th and 26th,
October 17th and 24th,
November 7th and 21st,
December 5th and 12th, 6 - 9 pm
Saturday, Sept 13th 9:30 - 1 pm,
Oct 25th 9:30 - 3:00,
Nov 8th 9:30 - 1:00, and
Dec. 13th 9:30 - 1 pm



We all have a few Un-Finished Objects that need a little help with. Please come join the workshop to get some help to finish some of them.

Class fee: \$10/Friday class; \$20/Saturday class

Good and Happy Appliqué Book, Block of the Month

Jerrine Kirsch

Thursday, September 11th, October 23rd, November 20th and December 11th, 10 am – 3 pm

Come and make a special book for that new grandchild, or for any child. We will be doing embroidery appliqué; we will do two pages each month. I will provide the fabric for all the appliqué parts. Come in the store to see the sample.

Class fee \$15

Pattern: Embroidery Take Out: Good and Plenty Appliqué Book #12077, \$55



Pick a Pocket

Jerrine Kirsch

Thursday, September 11th and 18th, 6 – 9 pm or
Monday, November 17th, 10 am – 3 pm

There are two different sizes of this hanging organizer, Great way to store all of your rulers and tools for quilting. These two hangers also are Charm Square friendly. Come in the store to see the samples.

Class fee \$30

Pattern: Pick A Pocket \$9

Sewing Machine Apron

Jerrine Kirsch

Wednesday September 17th, 11 – 4 pm or
Thursday, October 16th and 23rd, 6 – 9 pm

Everyone keeps asking me for this class, well here it is, you can make yours with or without embroidery on the pockets. This apron is a convenient way to keep a variety of embroidery and sewing supplies handy while using your machine. Also have the option of a quilter's trash bag to attach to the apron. This apron is also fat quarter friendly.

Class fee \$30

Pattern Sewing Machine Apron \$6.25 and Embroidery Takeout Designs \$55.00



Borders, Binding and Techniques

Jerrine Kirsch

Supply list

Wednesday, September 24th, 10 am – 3:30 pm or

Thursday, November 13th and 20th, 6 – 9 pm

This is a great class for everyone. But especially for all of us that are self taught to quilt. Come learn some new techniques on borders, some new ones for binding and lots of new techniques out there.

You will be making samples of each technique to keep for future reference. Lots of fun.

Class fee \$30

Kit fee: \$5

Hi-Tech Padded Laptop Wrap

Jerrine Kirsch

Wednesday, Sept 24th & Oct. 1st 6 – 9 pm or

Thursday, October 30th, 10 am – 3 pm

This is a great padded wrap for anyone with a laptop that can be custom sized to fit your lap top with or without a tote. Come in the store to see the sample.

Class fee \$30

Pattern \$10 Hi-Tech Totes



Fat Quarter Bag

Jerrine Kirsch

Thursday, September 25th, 6 – 9 pm or

Monday, November 24th, 1 – 3:30 pm

This is just a cute little bag, a good way to use up those fat quarters you have left over from a project. You can use 2 fat quarters and a piece of pet screen or just 3 fat quarters and some batting. Use some of those wonderful threads to embellish your bag. Go home with a finished project. You will want to make one for all of your friends.

Class fee: \$20

Tri Me Quilt

Jerrine Kirsch

Thursday, September, 25th, 10 am – 3:30 pm or
Wednesday, October 29th and November 5th, 6 – 9 pm

A fat quarter friendly quilt. You have to come in the store to see the sample. Use a collection of fabric, or just 9 different fat quarters, (I used 12) the more the better. Learn to use the Nifty Notions Bias Triangle and the Half Rectangle ruler for this quilt. This is great quilt for all levels of experience.

Class fee \$30

Pattern: Tri Me \$9



Reversible Apron or Bella Boondoggle Apron

Jerrine Kirsch



Wednesday, October 1st, 10 – 2 pm or
Wednesday, October 22nd, 6 – 9 pm

You have a choice of a half apron or a full apron, either one is reversible. The Bella Half Apron uses the Baby Boondoggle Ruler, a great techniques for making this apron. For the Bella Apron you can use a collection of fabrics or its fat quarter friendly. Come into the store to see the samples, Great Christmas gifts for all your cooking friends.



Class fee \$20

Pattern Church Ladies Apron \$ 6.00 or Bella Nonna Half Apron \$14.00

Tossed Nine-Patch

Jerrine Kirsch

Wednesday, October 29th, 10 am – 3:30 pm or
Thursday, October 30th and November 6th, 6 – 9 pm

This is a great class for beginners; this quilt also uses 5' charm squares. It looks difficult but its not. You also can use a collection of fabric, or from your stash. Come learn some techniques on piecing and borders and binding. Come in and see the different samples in the store.

Class fee \$30

Pattern: Tossed Nine-Patch \$9



Lots of ways to Machine Appliqué

Jerrine Kirsch

Saturday, November 1st, 10 am – 3:30 pm

Want to learn all the different ways to machine appliqué, There are so many ways. Come and make a wall quilt or a lap size quilt. Learn lots of different techniques making circles, putting buttons on with your machine. Use a collection of fabrics or some from your stash. Come in the store to see the sample.

Class fee \$30

Pattern: Button Button by Cheryl Phillips \$10

Stabilizer kit: TBA

Hot Stuff Pot Holders

Jerrine Kirsch



Wednesday, November 5th, 10 am – 2 pm

Come make some new and different pot holders. Make a different one for every occasion, or make them for all of your friends for Christmas. You can use up some of your stash or use a collection of fabrics. Come in the store to see the samples, Lots of fun and you will go home with a finish project.

Class fee \$20

Pattern Hot Stuff Pot Holder \$8

Hoop Holder

Jerrine Kirsch

Thursday, November 6th, 10 – 3:30 pm or
Wednesday, December 3rd and 10th, 6 – 9 pm

Come and learn how to make a bag to carry all of your hoops for class you can use up some of your stash or that new piece of fabric you bought and don't know why. You can do some embroidery on the flaps, and you have the option of putting a zipper pocket on the outside for your tabs. You should be able to leave class with your bag finish. There is a sample at the store.

Class fee \$30

Pattern: \$8 Hoop Holder Tote



Christmas Boondoggle Table Runner

Jerrine Kirsch



Friday, November 7th, 10 am – 3:30 pm

Pair the best selling Boondoggle Ruler with her “Baby” Boondoggle Ruler in this fast and easy table runner. Learn how to easily match boondoggle points, cut set- in triangles and pieces without Y-seams. Use the large ruler to fussy cut a beautiful motif and the baby ruler to add touches of coordinating fabrics and see how beautifully the two work together in this wonderful setting. You will learn a few new techniques using these two rulers. Come in the store to see the sample.

Class fee \$30

Pattern: Boondoggle Table Runner \$10

Sashiko Sensations Bag

Jerrine Kirsch

Monday, November 10th, 10 am – 3:30 pm

There is a new small Sashiko Bag, its great as a purse, You will have to come in the store to see the sample, or you can make the larger one. This is a great one to start with using your embroidery machine. You can use scraps or jean fabric for this sturdy bag. Go home with a finish project at the end of class.

Class fee \$30

Pattern & designs: Sashiko Sensations Bag \$35



Happy Bag/Ruler Bag

Jerrine Kirsch



Wednesday, November 19th, 10 am - 4 pm or
Thursday, December 4th, 11th, and 18th, 6 - 9 pm

For either bag or tote use a collection of fabrics or from your stash. You will learn some techniques on using all those new threads out there and what needles to use with them. When you finish the class you will go home with a new tote or a new bag. Come in the store to see the samples.

Class fee \$35

*Pattern Bella Nonna Happy Bag or
Bella Nonna Pocket full of Rulers, \$10*

Boutique Shoulder Bag

Jerrine Kirsch

Wednesday, November 19th, and 26th, 6 pm - 9 pm or
Friday, November 21st, 10 am - 3:30 pm

We have a new small Boutique Bag now, it's a purse size. This sassy bag is a favorite with teens, moms and grandmas. Choose five coordinating fabrics to create a roomy bag with an adjustable outside tie and great inside pockets. Learn our fast and easy technique for making a zipper pocket and take home your new "fashion statement" that will dress up any outfit and bring admiring comments!!!

Class fee \$30

Kit Fee \$30 (limited quantity)

Pattern: Bella Nonna Boutique Bag \$12



The Interchangeable Bag

Jerrine Kirsch

Monday, November 24th, 10 am - 12:30 pm

What a great little bag to make, One Handle for many bags, with a twist, slide one bag off and the new one on. This bag is made with the reusable metal purse frame that enables you to change your bag over and over. You have lots of options for embellishments on your bags. Come in the store to see all the samples.

Class fee \$20

Pattern & Bag Handle: The Interchangeable Bag \$38



String Piece Pillow

Jerrine Kirsch

Wednesday November 26th, 10 – 3:30 pm

Come and make a 24' square pillow for the holidays, or you can use a Jelly Roll or strips from your stash. This is a great gift to make for that special person in your life. You will have to come in the store to see the samples. Come learn a few good techniques on piecing.

Class fee \$30

Pattern \$8 String Piece Pillow



Heirloom Workshop

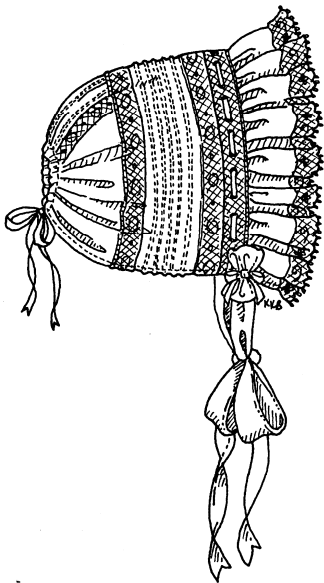
Linda Lettau

Tuesdays, Oct. 7th, Nov. 4th, or Dec. 2nd, Jan. 6th, 9 am – 3 pm

This class is designed for people who have previous heirloom experience and want to start or finish projects. Open to all brands of machines. *Class fee \$15*

BERNINA Heirloom Bonnet

Linda Lettau



Tuesdays, Oct. 7th, Nov. 4th, or Dec. 2nd, Jan. 6th, 9 am – 3 pm

Simply delightful for a baby, this simple to construct bonnet is made of batiste, lace and entredeux. Incorporating beginning techniques of heirloom sewing, you will know more than the basics when you complete this lovely heirloom, perfect for any occasion where a beautiful little baby would like to wear a bonnet. The bonnet features a gathered ruffle, a fancy band of beading and insertion, a strip of double needle pintucks and a pretty back section with a casing. Little ribbons rosettes are found on both sides with pretty ribbons for a perky bow underneath the chin. (Any brand of Machine)

Book: Heirloom Sewing with Bernina By Mary Lou Nall \$8.99

Class: \$30 (Bring a lunch)

Tuesdays, Oct. 7th, Nov. 4th, or Dec. 2nd, Jan. 6th, 9 am – 3 pm

This beautiful garment combines the signature touches of heirloom sewing with the speed and ease of heirloom serging using a three-thread rolled hem. Lace-edged bands of embroidered insertion run the length of the bodice culminating in a strip of ribbon-laced bridging at the waistline. The skirt is embellished with a traditional fancy band of lace and embroidered insertions, and the hem features a lace edged fabric ruffle the puffed sleeves and neck edge are finished with ruffled lace. You can make sizes 3 months to 10 girls. Open to all brands of machines. Pattern is included.

Class fee \$50

Janean's BERNINA

6303 Burden Blvd., #C

Pasco, WA 99301


(509)544-7888

Store Hours:

M – F 9am-6pm

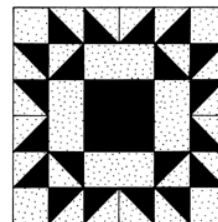
Saturday 9am-4pm

2008 Community Information



Machine Embroiders of Oregon & Washington
(MEOW)

Meets at Janean's BERNINA
September 13th, October 11th,
November 8th, December 13th,
1 – 3:30



Project Linus Workshop
September 20th, 1 – 4 pm

BORDERS, BINDING, AND TECHNIQUES

Teacher: Jerrine Kirsch

Date: Wednesday, Sept. 24th, 10 am till 3:30 pm

Thursday : Nov. 13th and Nov 20th 6 pm till 9 pm

Class Fee: \$30.

Book or Pattern: included

Cost: \$15. Kit

Sewing Machine in good working order

Basic sewing supplies

*Rotary cutter and mat

*6 – 1/2” x 24 “ ruler

*10-1/2” or a 12 - 1/2” ruler or just a large sq ruler will do

*1/4” presser foot

*Edge foot

*Thread for piecing

*Scissors

*Wonder Tape

*Straight Pins

*Walking foot

*June Taylor Shape Cut

*Any type of circle cutter

Paper and Pen for notes

Binder and sleeves

Any techniques and tools you would like to share in class

I will bring the kits you will need for class.

If you have any questions feel free to call me at 509-627-5069

Thank you for taking the class

Jerrine Kirsch

*Available at Janean's