

Janean's BERNINA

A Full Service BERNINA Dealer Where Tradition and Technology Meet

6303 Burden Blvd., #C, Pasco, WA 99301 (509)544-7888

www.janeansbernina.com

Table of Contents

Virtual BERNINA.....3

Software Sampler.....4

All About ME..... 5

Quick Start.....6

Quilts.....7

Bags.....9

Workshop.....11

Scrap Therapy.....12

Miscellaneous.....13

My BERNINA.....16

Class Calendars.....17

Dear Sewing Enthusiasts,

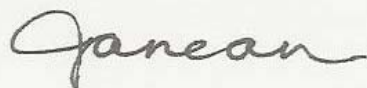
Happy spring! I hope everyone is enjoying the warm(er) weather and sunshine!

Michael is playing on the Varsity baseball team at Pasco High this spring and is finally able to play during games. He's currently trying to decide whether he wants to play summer baseball or get a job. (We're hoping for the latter. ☺) Jasmine is looking for work and anxiously awaiting the arrival of summer. All of her chauffeurs are (still) looking forward to her getting her driver's license soon! We're going to be grandparents! Todd and Melyssa have all kinds of kids at the moment, with more on the way (goats that is). They are expecting a baby **girl** and are due in June. This summer is going to be all about baby—since she's going to be our first grandchild and we are so excited!! Todd is working towards taking his residential journeyman's' plumbing card. Mindy and Justin are enjoying married life and are keeping plenty busy with jobs and Justin's schooling. He will be graduating this summer with a BA in Psychology. Mindy is ready for summer vacation! They are both looking forward to getting out and doing some camping this summer.

Mother's Day Weekend our family will be going on our annual fishing trip and hopefully many trips after that this summer. Over the 4th of July weekend, we will be celebrating my parents' 55th wedding anniversary with lots of food, fun, and a family picture. In July, Dewey and I will be heading to San Antonio, Texas for Bernina University. We're looking forward to the classes, but not to the humid heat.

When it gets too hot to work outside, it's time to sew, sew, sew! Come visit us anytime—we'll leave the AC on for ya!!

Keeping you in Stitches,




Class Policies

Please read and understand the following before registering for a class...

1. Class fees must be paid IN FULL at the time of registration. You can register in person, by mail, or by phone.
2. Class fees are to be made out to the instructor. If paying for your class with a debit or credit card, there will be a \$1.00 service charge to cover bank service fees.
3. Supply lists will be given at the time of registration. If one is not available at that time, you will be notified when it becomes available.
4. Class minimum is 3 students and space is reserved on a first-paid, first-serve basis.
5. Children or your guest cannot accompany you to class without paying the registration fee.
6. In order to keep class fees to a minimum, keep the lights on, and the roof over the store, we ask for your cooperation and offer a discount to purchase your class supplies at Janean's BERNINA.
7. A 10% discount will be given when purchasing the required materials for class.
8. Students are required to bring a sewing machine and basic sewing supplies to each class.
9. Each student must have a **LEGAL** copy of the pattern or book.
10. If help is needed in the selection of class materials, please do so prior to the start of class.
11. Class will start on time, so please arrive *at least 15 minutes early* and be set up and ready to start.
12. If you must bring your cell phone to class, please be considerate of others and put it on vibrate/silent prior to class.

Class Symbol Key



Beginner =



Intermediate =



Advanced =

Virtual Education

Janean's BERNINA is very proud to host live virtual classes -- and we'll watch it right here at Janean's BERNINA. Virtual classes include BERNINA Software Sampler, Virtual BERNINA Club and Everything about ME (Machine Embroidery).

Because these classes are a live Web Cast, all you need to bring is yourself. Each month we'll 'log-on' with other Bernina Stores across the United States and view classes presented by a Bernina Educator.

Virtual BERNINA Club

These classes will explore everything from piecing, quilting, and embroidery to embellishing and serging. Along with the virtual presentation, you will receive color handouts of the presentation, as well as a CD that includes instructions for the featured project.

Tuesday, April 19th, 10:00 – 11:00 am

Creative Compositions

Express yourself with fanciful composition book covers. Collaged fabrics, decorative threads and specialty machine techniques will make these little works of art a pleasure to use and display. ***Class Fee \$10***

Tuesday, May 17th, 10:00 – 11:00 am

The Cover-up

Create an all-around cover-up for any occasion based on your fabric choice and embellishment preferences. ***Class Fee \$10***

Tuesday, June 21st, 10:00 – 11:00 am

Appli-que-tions

Enjoy the freedom of raw edge appliqué for a great table runner, plow top or wall hanging.. ***Class Fee \$10***

Thursday, July 7th, 10:00 – 11:00 am

Kitchen Update

Improve your menu with a Kitchen Update. Find a great fabric story and re-style your kitchen with these fun to sew, easy to make and useful coordinates. ***Class Fee \$10***

Tuesday, August 30th, 10:00 – 11:00 am

Microwave Sewing

If you enjoy the speed of microwave cooking, you'll love the speed of sewing with a serger. Revisit some serger basics while exploring functional and creative uses for the serger in these simple projects. ***Class Fee \$10***



BERNINA Software Sampler is a virtual software presentation by a Bernina Educator. You will also receive instructions for using your new software knowledge to create a project and an opportunity to try your hand at a number of embroidery and embellishment techniques.

Saturday, April 30th, 9:00 am

One Motif Many Options

Create a fun quilted wall hanging using only one motif! Experiment with different fill possibilities. Apply “in the hoop” quilting; learn to “quilt as you go. ***Class Fee \$10***

Saturday, June 4th, 9:00

Crazy? Quilt a Mouse Pad

Create a “Quilted Mouse Pad” to coordinate with your décor. Learn “in the hoop” piecing techniques and embellish with embroidered decorative stitches. ***Class Fee \$10***

Saturday, June 25th, 9:00 am

Embroider a Bowl?

Embellish your own printed fabric and stitch it up to create a mixed media bowl. Utilize Art Canvas and Freehand Drawing tools to embellish printed fabric. ***Class Fee \$10***

Saturday, August 27th, 9:00 am

Digitizing Denim

Work with recycled denim to create a wonderful Slouch Bag. Combine lightweight “Artistic Effect Stitching” with deColourant, FiberEtch & grommets for modern look. ***Class Fee \$10***



All about ME is an in-store virtual education event that contains a 30- 45 minute embroidery presentation by a knowledgeable educator. Each month's virtual class will include many ideas to get the most from your embroidery system. When you attend the "All About ME!" Event, you will receive a CD with the instructions for the projects presented, Each program will give you ideas and will apply to all embroidery systems.

Tuesday, April 12th, 10:00 – 11:00 am

Drawing a Blank

If you are "drawing a blank" when it comes to deciding on a project to embroider, then this class is sure to give you inspirations. We will discuss ways to find "ready-to-embroider" articles that are fast and fun. Learn more information on monogramming to personalize everything from pillowcases to shirts to coffee cups. Great projects for home dec! **Class Fee \$10**

Tuesday, May 11th, 10:00 – 11:00 am

It's a Wrap

These projects are great for covering and protecting everything from tiny notebooks to machines. We will learn embroidery techniques for adding embroidery to a pattern – how to choose the size, where to put the design, and what stabilizers and other embroidery products can be used.. **Class Fee \$10**

Tuesday, July 12th, 10:00 – 11:00 am

Quilting and Embroidery

What better combination could there be than quilting and embroidery. We will explore the world of designs that are appropriate for quilt tops including appliqué designs and how they are stitched. This class will focus on the appropriate stabilizers to use for embroidered blocks in quilts. We will also review techniques for quilting the layers together using the embroidery machine – what type designs are best, how to hoop, which stabilizers to use, and much more. **Class Fee \$10**

Tuesday August 16th, 10:00 – 11:00 am

Embroidery on a Garment

Ever wonder when you should embroider a fabric – before or after cutting it out? We will explore this topic as well as where the appropriate places for embroidery might be. And "just in case" we will also explore how to remove embroidery from a garment that didn't quite work out. This class will also explore the stabilizers that are appropriate for garment embroidery whether it is you own creation or purchased. **Class Fee \$10**


BERNINA+

Quick Start

Do you have a new BERNINA and don't know where to start? This class is just for you. BERNINA has designed this class to acquaint you with your new machine or serger. We will give you a supply list and have the kits all ready for you. Please sign up early as class size is limited to 6 students.

Class fee FREE if you purchased your machine at Janean's BERNINA, \$25 if you purchased your machine from another dealer.

Quilted Cutter Case



This simple quilted case is the perfect way to carry scissors and rotary cutters to classes. The zippered opening runs the entire length of the bag, making it easy to get in and out. Learn the basics of your machine (threading, stitches, needle positions, presser feet use, etc) while creating this useful zippered bag.

Pattern: Included
Kit Fee: \$16.50

Thursday, April 7th, 6 – 9 pm
Wednesday, April 20th, 9:30 – 12:30
Friday, April 22nd, 9:30 – 12:30 pm
Tuesday, May 17th, 6 – 9 pm
Tuesday, May 24th, 1 – 4 pm
Tuesday, June 7th, 9:30 – 12:30
Wednesday, June 15th, 6 – 9 pm
Friday, July 8th, 1 – 4 pm
Friday, July 29th, 9:30 – 12:30
Tuesday, August 9th, 1 – 4 pm
Wednesday, August 17th, 6 – 9 pm

Janean Stephens



Serger Quilted Caddy



Get comfortable using your serger in this hands-on 3 hour class. Learn to thread your serger and change stitching settings. Designed to acquaint you with the basic serging techniques, this project features four-thread overlock (seaming & patchwork), 3 thread overlock (seaming & gathering), and 3 thread rolled edge. At the end of class you'll have a little zippered pouch for storing your serger accessories – extra feet, seam ripper, etc.

Pattern: Included
Kit Fee: \$10.00

Friday, April 8th, 10 – 12 pm

Janean Stephens



Sunflower Pillow



Get comfortable using your embroidery machine in this hands-on, 3 hour class. Learn the "ins and outs" of the embroidery process on your machine as well as choosing the right needles, threads stabilizers and much more. At the end of class, you'll have a small embroidered pillow to display with pride as your first successful embroidery project!

Pattern: Included
Kit Fee: \$10.00

Thursday, April 21st, 1 – 4 pm
Friday, April 22nd, 6 – 9 pm

Janean Stephens





Quilts



Judy Neimeyer Technique of the Month Paper Piecing

If you have not seen the quilt yet you really need to come in the store to see the sample. We will be working on a different block/technique each month. I will teach a process on how to implement fast and easy cutting techniques, stacking techniques, paper-piecing techniques, strip piecing techniques and curved piecing. At the end of the classes you will have a beautiful quilt and lots of knowledge of paper piecing.

Technique of the month is full, but we are taking names for the new class starting the fall (dates unavailable at this time)

Class fee: \$35, includes pattern for each month

Tuesday, April 12th, May 17th, June 21st, July 19th, August 16th, & September 20th, 12 – 4 pm
Wednesday, April 27th, May 18th, June 22nd, July 20th, August 24th & September 21st, 10 – 2 or 5 – 9 pm
Thursday, April 14th, May 12th, June 9th, July 14th, August 11th, & September 8th, 10 – 2 pm or 5 – 9 pm

Jerrine Kirsch Licensed Judy Neimeyer Instructor




Judy Neimeyer Works in Progress

If you have started and need some help with any past Judy Neimeyer class, this is the class for you!! Come in and spend some time with Jerrine, our Certified Judy Neimeyer Instructor.

Class Fee: \$20/session

Friday, May 20th, 10 – 3:30 or
Thursday, May 31st, 5 – 9 pm or
Thursday, June 23rd, 10 – 3:30 or 5 – 9 pm or
Thursday, July 21st, 10 – 3:30 or 5 – 9 pm
Thursday, August 18th, 10 – 3:30 or 5 – 9 pm or
Thursday, September 15, 10 – 3:30 or
Friday, September 30th, 5 – 9 pm

Jerrine Kirsch



Be Attitudes Workshop



It's all in your attitude! That's what Mom taught me and it's true. I hope you'll have fun with this block-of-the-month fusible appliqué quilt which reminds us of uplifting attitudes and values that can make lives more enjoyable and beautiful.

Make the entire quilt or choose individual blocks to make into a mini-quilt for each month.

Class: \$10 per session
Book: Be Attitudes \$16

Monday, May 2nd, June 6th, July 11th &
August 1st,
6:00 – 9:00 pm

Jerrine Kirsch



Twister, The Quilt



Want to learn to do an easy pinwheels quilt? No more templates, no more tracing and now no more frustrations. Come have some fun while you're making your pinwheels. You can use a collection of fabrics or just from your stash. You will have some work to do before class, but at the end of class you should be able to go home with a quilt top done!!

Pattern: Twister \$16.99
Class fee: \$30

Thursday, May 19th, 10 – 3:30 pm or
Tuesday, July 12th & 19th, 6 – 9 pm

Jerrine Kirsch





Bags



Happy Bag/Ruler Bag

Would you like a tote to carry all of your rulers to class, or a tote to carry all of your supplies to class. You can make either bag in class. You will learn lots of new techniques using your sewing machine. We will play with your stitches on your machine, using a variety of threads and different needles. When you are finished the class you will go home with a new tote or a new ruler bag. Come in the store to see the samples.

Class fee: \$40

Pattern: Happy Bag \$12, Ruler Bag \$12

Monday, April 25th, 10 – 3:30 pm or
Wednesday, May 11th & June 8th, 10 – 4 pm or
Tuesday, August 9th, 16th, & 30th, 6 – 9 pm

Jerrine Kirsch



Bali Bag

Select a collection of fabric for the roomy 15" x 15" bag that is 6" deep. The lining has eight pockets so there is a place for everything. Come and learn to use some of your stitches on your machine using different threads and learn some about needles. Come in the store to see the sample.

Class fee: \$30

Pattern \$9.99

Monday, April 25th, 10 – 3:30 pm

Jerrine Kirsch



Ruffle Bag


It's all about ruffles, you just can't make one, you have to make lots of them. This is a fun bag to make for your granddaughter or even for yourself. Come in the store to see the samples.

Class fee: \$35

Pattern \$11

Thursday, May 5th, 10 – 3:30 pm or
Thursday, May 5th & 19th, 6 - 9 pm or
Friday, August 12th, 10 – 4:30 pm

Jerrine Kirsch



Screen Door Bag

This is a great tote to make to take to the pool, or to the beach. You will use window screen/pet screen to make this bag. You can use a collection of fabrics or use from your stash. Come in the store to see the samples.

Class fee: \$30

Pattern \$9.99

Friday, May 27th, 10 – 3 pm or
Wednesday, July 13th, 10 – 3 pm

Jerrine Kirsch



Peek-A-Boo Bag

Come and make a sweet little take a long bag with a see through window and a zippered top. This cute little bag takes only 2 fat quarters and 1 9" zipper, come learn a new technique of putting in zippers. Lots of fun, great little gifts to make for all your friends.

Class fee: \$ 20
Pattern TBA

Thursday, June 2nd, 10 – 2 pm or
Friday, June 17th, 10 – 2 pm

Jerrine Kirsch



The Abby Bag





Abby Bag is a pin Cushion and a scrap bag all sewed up together in one of the cutest flowers every. One will not be enough. You will need one beside your sewing machine, one beside your cutting table and one for each one of your friends. Use a collection of fabric or from your stash. Come and have some fun while making this great bag. Come in the store to see the samples. On Wednesday you can come in on any 3 hours segment during the class time to make your bag.

Class fee: \$20
Pattern: \$8.99

Monday, June 17th, 5 – 9 pm or
Wednesday, June 2nd, 10 – 4 pm

Jerrine Kirsch



Bags, Bags, Bags

This is the class for any of the bags I have taught in the past or one you would like some help with. Texture Magic, (there is a new one in the store), Grommet Bags, (there is a new one in the store) Fold Over Bag, Market Bag, Marlo Bloom Bag, Interchangeable Bag, Tulip Bag, Just let us know which one you want to make in class.

Class fee: \$30
Plus Pattern

Thursday, April 7th or May 5th, 10 – 4 pm or
Monday July 25th and August 8th, 6 - 9 pm or
Wednesday, August 10th, 10 – 4 pm

Jerrine Kirsch



fun, new
technique!





Workshop

UFO Daytime

We all have a few Un-Finished Objects that need a little help with. Please come join the workshop to get some help to finish some of them.

Class fee: \$20 per class

Tuesday, May 6th or 10th, 10 – 3:30
Friday, June 24th, 10 - 3:30 or
Friday, July 22nd, 10 – 3:30 or
Wednesday, August 17th, 10 – 3:30

Jerrine Kirsch

UFO Friday

We all have a few Un-Finished Objects that need a little help with. Please come join the workshop to get some help to finish some of them.

Class fee: \$10 per class

Friday, May 6th and 27th,
June 3rd and 28th, July 8th, 22nd, and
29th, August 5th and 12th, 6 – 9 pm

Jerrine Kirsch

UFO Saturday

We all have a few Un-Finished Objects that need a little help with. Please come join the workshop to get some help to finish some of them.

Class fee: \$20 per class

Saturday, May 28th, July 23rd,
August 6th and 13th,
10 – 3:30 pm

Jerrine Kirsch



Garment Challenge for the Garment Challenged

After attending Project Sewing workshop with Linda Lee in Topeka Kansas Joan and Janean have challenged themselves to make a new garment every month. Please come and join our challenge. Come to sew, ask question or just get out of the house.

Class fee: \$10 per class
Fitting Fee: \$20

Wednesday, April 6th, May 11th, June 8th,
July 13th, and August 10th, 5 – 8:30

Janean Stephens and Joan Allen



Embroidery Appliqué



This is a great workshop to come and learn to do machine embroidery appliqué. Bring a project you are working on and need help or a new one you want to start. You can make a special book for that special grandchild or a wonderful quilt for yourself. Come in the store to see the samples. I have lots of appliqué fabric to share for anyone who wants to do a book. Evening classes have been added to this class.

Class fee: \$10 per class

Wednesday, April 13th, 1 – 4 or 5 – 9 pm or
Wednesday, May 4th, June 1st, July 6th, and August 3rd,
10 – 1 pm or 5 – 9 pm

Jerrine Kirsch

Do you need

Scrap Therapy™

???

Your twisted, tangled fabric scraps have been safely tucked away in the far reaches of your fabric stash for too long. You've preserved all your leftover pieces in wonderful colors and prints, with every intention to use them....some day. Trouble is.... You never quite get there!



ScrapTherapy is the solution!

ScrapTherapy is a two-part program available at Janean's BERNINA in Pasco. **ScrapTherapy** is a proven system to organize and use fabric scraps.

The cutting workshop gets you organized. Scraps are cut into squares in three sensible sizes, then stored in special see through storage bins for easy access.

Quilt project classes use the newly-cut and organized fabric pieces in a variety of fresh patterns and projects. Watch your scrap stack shrink while converting scrap fabrics into usable quilts, table runners, bags and more. Get your heap of expensive scraps under control. Save space, time, and money!



You'll be surprised at how many quilt projects are lurking in your stash!

Scrap Therapy Cutting Workshop



For all of you who have been collecting all of those scraps of fabric, I am guilty myself. Boy do I have the scraps; the scraps were starting to take over my space. So I decided to do something about it. If this sounds like you, this is the class for you. During the Cutting Workshop you will get lots of info on cutting tips, Rulers, Sorting Fabrics, What to keep and what not to keep. Even get permission to throw some away. You will receive a stackable storage bin that will help you get started in sorting your scraps. Come in the store to see some of the samples that have been made with the scraps of fabric.

The Cutting Workshop is a pre-requisite to any Quilt Therapy Workshop.
Class fee: \$12 (includes free Scrap Therapy bin)

Monday, April 11th, May 9th, June 13th, July 11th, & August 15th, 10 – 1 or
June 13th, July 11th & August 15th, 6 – 9 pm

Therapist: Jerrine Kirsch

Scrap Therapy Workshop



Each month there is a workshop for the patterns for that month. You may choose which one you would like to make. You will use a variety of sizes of squares you have cut and store in your bins from the cutting workshop. Come and have some fun while learning some new techniques on piecing and cutting. Come in the store to see the samples we have made using our scraps. Each of the patterns can take from 1 session to 3 sessions to make.

Class fee: \$10 / session

Monday, June 27th, 6 – 9 pm &
Wednesday, April 13th, July 27th &

August 31st, 10 – 1 pm or 6 – 9 pm

Therapist: Jerrine Kirsch



Miscellaneous



Borders, Bindings and Techniques

This is a class everyone should take. Especially for all of us that are self taught. Come and learn some new techniques on borders, binding and other quilting techniques. There are over 20 different techniques in this class. Come in the store and look at them all.

Kit fee: \$20
Class fee: \$55

Friday, April 25th, May 9th & 16th, 6 – 9 pm or Monday,
May 2nd & 16th, 10 – 3:30 pm or
Monday August 8th & 29th, 10 – 4 pm

Jerrine Kirsch



Quilters' Sewing Basket

This is a great sewing basket to make for yourself and while you are making one for you, you can make a special friend one also. The sewing basket has a large scissor pocket, rotary cutter pocket, pencil pockets thread holder lots and lots of pockets. Come in the store to see the sample.

Book: Sew Necessary by Nancy Halverson
Class fee: \$30

Tuesday, April 26th, 10 – 4:30 pm

Jerrine Kirsch



Table Runner of the Month

There are so many table runners' patterns out there and if you are like me, you have one of each of them. We will work on a different technique or style each month. Come in the store to see the different samples.

Class fee: \$20
Pattern will vary monthly

Tuesday, April 26th and June 28th 10–2 or 5 – 9 pm or
Thursday, May 26th, July 28th & August 25th,
10 – 2 pm or 5 – 9 pm

Jerrine Kirsch



French Braid Table Topper or Tree Skirt

This is a great table topper or a wonderful Christmas tree skirt. This is a unique 54" topper/tree skirt. The topper/skirt is made from 7 basic braids that diminish in width from bottom to top. Then trim each section to a tall triangle and sew together. For topper the center has a circle appliqué over the cent, tree skirt leave one side open. Come in the store to see the samples.

Class fee: \$35
Book: French Braid Obsession \$21.95

Tuesday, May 3rd & 10th, 6 – 9 pm or
Thursday, June 16th, 10 – 4 pm

Jerrine Kirsch





Grandma Todd Blanket

This is the best loved baby receiving blanket ever. My Grandma Todd made hundreds of them. My children used there's until they were about 5 years old. I have updated this blanket so that it can be entirely on your BERNINA sewing machine. This technique is best on a BERNINA if you have a different brand of machine you can use a classroom machine for this class.

Class Fee: \$20, pattern included

Monday, May 9th, 2 – 5 pm or
Saturday, August 20th, 10 – 1 pm

Janean Stephens



Love to Dress-Up

Do you want to learn more about your sewing machine? This class will teach you how to use your machine while making darling 18" doll clothes. Start with a very basic Jumper and progress your way to a blouse with pleated skirt. Even if you don't have an 18" doll to sew for it is a great way to learn some sewing tricks and techniques. This class is **not** a children's sewing class.

Class Fee: \$20

Book: Love to Dress up 18" Doll Clothes \$14.95

Tuesday, May 31st, Monday, June 20th, Monday, June 6th, Tuesday, July 5th,
Tuesday, August 2nd, or Friday August 19th, 10 – 1 pm

Janean Stephens

Audrey Wrap Skirt



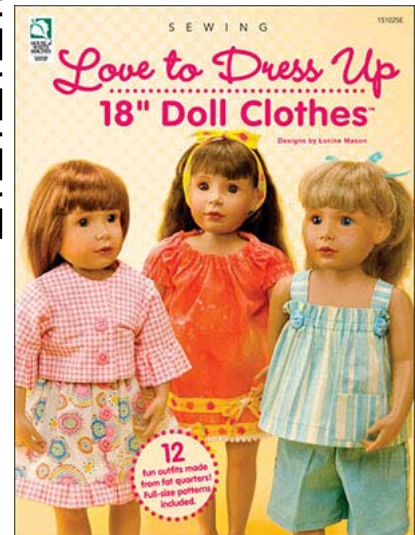
A fully reversible women's skirt in a tea or knee length. Who would have guessed that wrap skirts would make a comeback but here they are with a bit more flair & fun to fit in with today's lifestyle.

Class Fee: \$35

Pattern: \$9.00

Saturday, May 14th 10 – 3:30 or
Saturday, June 18th, 10 – 3:30

Janean Stephens





BERNINA *8* Series

830 Beginners Retreat

Save the Date!

Thursday, April 28th, 1 – 5 pm and
Friday, April 29th, 10 – 3 pm

Janean Stephens

830 Advanced Retreat

Save the Date!

Tuesday, May 24th, 1 – 5 and
Wednesday, May 25th, 10 – 3 pm

Janean Stephens

820 Class

Save the Date!

Monday, May 23rd, 1 - 4

Janean Stephens




Motif Magic Table Runner

Learn how to create a custom pattern run from artwork as well as work with the different alignment tools in our V6 Designer Plus software to create multiple motifs.

Class fee: \$30

Wednesday, June 29th, 1 – 4 or 6 – 9 pm

Dawn Schneider




Motif Magic Table Runner Stitch Out

After learning how to create your own motif in V6 Bernina Designer Plus on Wednesday June 29, you will get to stitch out your designs onto a one of a kind table runner.

Class fee: \$25

Thursday, June 30th, 9:30 – 12:30 pm

Dawn Schneider



Artista Retreat Jewelry Pocket

Do you need a refresher on your BERNINA Artista 630E, 635E, 200E, 730E? Come and enjoy making this jewelry pouch for your treasures. We will be reviewing embroidery, embellishment, corded piping & free-motion

Class Fee: \$20

Kit Fee: \$10.00 (velveteen, fleece, lining, cording, embroidery design)

Thursday, August 4th, 9:30 – 1:00 or 5:30 – 9:00

Janean Stephens



My BERNINA



My BERNINA Basic Serger

This class is designed to make you comfortable with your new serger, this class covers threading, tension settings, and basic serger applications.

Topics covered:

- 4-thread Balanced Stitch
- 3-Thread Balanced Stitch: wide and narrow
- Adjusting Tension Settings
- 3-Thread Flatlock
- Micro thread control
- 3-Thread Rolled hem
- Securing Serged Seams
- Stitch Length
- Cutting Width
- Differential Feed
- Corners: inside & out

Class fee: No charge if Bernina Embroidery machine was purchased at Janean's BERNINA, \$50.00 if you purchased your embroidery machine elsewhere.

Kit Fee: \$5

Tuesday, April 19th, 1:00 – 4:00

Tuesday, July 5th, 6:00 – 9:00

Friday, August 19th, 6:00 – 9:00

Janean Stephens



My BERNINA Machine Embroidery

Learn the ins and outs of your BERNINA or Deco embroidery machine. From the basics of hooping to customizing designs. You'll discover all you need to get the most from your embroidery system.

Topics covered:

- Stabilizers
- Needles & Threads
- Hooping
- Templates/Placement
- Saving & Deleting designs
- Stitching a design
- Combining Designs
- Lettering
- Stitch Density
- File Formats
- Tension
- Customizing Designs

Class fee: No charge if Bernina Embroidery machine was purchased at Janean's BERNINA, \$50.00 if you purchased your embroidery machine elsewhere.

Kit Fee: \$5

Wednesday, April 20th, 2:00 – 5:00 pm

Friday, May 13th, 6:00 – 9:00

Thursday, June 16th, 6:00 – 9:00

Tuesday, July 12th, 1:00 – 4:00

Tuesday, August 23rd, 9:30 – 12:30

Janean Stephens



My BERNINA Serger: Serge Ahead

Learn to use your serger for more than seaming and edge finishes. This class explores the use of serger accessory presser feet and attachments for both embellishment and practical uses.

Topics covered:

- Elasticator
- Gathering Foot
- Blindstitch foot Hem
- Gathering Attachment
- Multi-purpose Foot
- Cording Foot

Prerequisite: My BERNINA Basic Serger

Class Fee: No Charge if Bernina Serger was purchased at Janean's BERNINA, \$50.00 if serger was purchased elsewhere.

Kit fee: \$5.00

Tuesday, May 3rd 1:00 – 4:00

Tuesday, July 26th, 6:00 – 9:00

Friday, August 26th, 6:00 – 9:00

Janean Stephens



April

Monday	Tuesday	Wednesday	Thursday	Friday	Saturday
				1	2
4 Be Attitudes Workshop, 6 – 9 pm	5	6 Garment Challenge for the Garment Challenged, 5 – 8:30	7 Bags, Bags, Bags, 10 – 4 pm Quilted Cutter Case, 6 – 9 pm	8 Sergers Quilted Caddy, 10 - 12	9
11 Scrap Therapy Cutting Workshop, 10 – 1 or 6 – 9 pm	12 All About ME: Drawing a Blank, 10 – 11 Technique of the Month Paper Piecing, 12 – 4 pm	13 Embroidery Appliqué, 1 – 4 or 5 – 9 pm Scrap Therapy Workshop, 10 – 1 or 6 – 9 pm	14 Technique of the Month Paper Piecing, 10 – 2 or 5 – 9 pm	15 820 Class, 12 – 5 pm	16
18	19 Virtual BERNINA Club: Creative Compositions 10 – 11 My BERNINA Basic Sergers, 1 – 4 pm	20 Quilted Cutter Case, 9:30 – 12:30 My BERNINA Machine Embroidery, 2 – 5 pm	21 Sunflower Pillow, 1 – 4 pm	22 Quilted Cutter Case, 9:30 – 12:30 Sunflower Pillow, 6 – 9 pm	23
25 Happy Bag/Ruler Bag, 10 – 4 pm Bali Bag, 10 – 4 pm Borders, Bindings and Techniques: Part 1: 6 – 9 pm	26 Quilter's Sewing Basket, 10 – 4:30 pm Table Runner of the Month, 10 – 2 or 5 – 9 pm	27 Technique of the Month Paper Piecing, 10 – 2 or 5 – 9 pm	28 830 Beginners Retreat, 1 – 5 pm	29 830 Beginners Retreat, 10 – 3 pm	30 Software Sampler: One Motif, Many Options, 9 - 10

May

Monday	Tuesday	Wednesday	Thursday	Friday	Saturday
<p>2</p> <p>Be Attitudes Workshop, 6 – 9 pm</p> <p>Borders, Bindings and Techniques: Part 1: 10 – 3:30 pm</p>	<p>3</p> <p>French Braid Table Topper or Tree Skirt: Part 1, 6 – 9 pm</p> <p>My BERNINA Serger: Serge Ahead, 1 – 4 pm</p>	<p>4</p> <p>Embroidery Appliqué, 10 - 1 or 5 – 9 pm</p>	<p>5</p> <p>Ruffle Bag, 10 – 3:30</p> <p>Bags, Bags, Bags, 10 – 4 pm</p> <p>Ruffle Bag: Part 1, 6 – 9 pm</p>	<p>6</p> <p>UFO, 10 – 3:30</p> <p>UFO, 6 – 9 pm</p>	<p>7</p>
<p>9</p> <p>Scrap Therapy Cutting Workshop, 10 – 1</p> <p>Grandma Todd Blanket, 2 – 5 pm</p> <p>Borders, Bindings and Techniques: Part 2: 6 – 9 pm</p>	<p>10</p> <p>UFO, 10 – 3:30</p> <p>French Braid Table Topper or Tree Skirt: Part 2, 6 – 9 pm</p>	<p>11</p> <p>All About ME: It's a Wrap, 10 – 11</p> <p>Happy Bag/Ruler Bag: Part 1, 10 – 4 pm</p> <p>Garment Challenge for the Garment Challenged, 5 – 8:30</p>	<p>12</p> <p>Technique of the Month Paper Piecing, 10 – 2 or 5 – 9 pm</p>	<p>13</p> <p>My BERNINA Machine Embroidery, 5 - 9 pm</p>	<p>14</p> <p>Audrey Wrap Skirt, 10 – 3:30 pm</p>
<p>16</p> <p>Borders, Bindings and Techniques: Part 2: 10 - 3:30 pm</p> <p>Borders, Bindings and Techniques: Part 3: 6 – 9 pm</p>	<p>17</p> <p>Virtual BERNINA Club: The Cover Up 10 – 11</p> <p>Technique of the Month Paper Piecing, 12 – 4 pm</p> <p>Quilted Cutter Case, 6 – 9 pm</p>	<p>18</p> <p>Technique of the Month Paper Piecing, 10 – 2 or 5 – 9 pm</p>	<p>19</p> <p>Twister, The Quilt, 10 – 3:30</p> <p>Ruffle Bag: Part 2, 6 – 9 pm</p>	<p>20</p> <p>Judy Neimeyer Works in Progress 10 – 3:30</p>	<p>21</p>
<p>23</p> <p>820 Class, 1 – 4 pm</p>	<p>24</p> <p>830 Advanced Retreat, 1 – 5 pm</p>	<p>25</p> <p>830 Advanced Retreat, 10 – 3 pm</p>	<p>26</p> <p>Table Runner of the Month, 10 – 2 or 5 – 9 pm</p>	<p>27</p> <p>Screen Door Bag, 10 – 3 pm</p> <p>UFO, 6 – 9 pm</p>	<p>28</p> <p>UFO, 10 – 3:30</p>
<p>30</p> <p>CLOSED</p>	<p>31</p> <p>Love to Dress-Up, 10 – 1 pm</p> <p>Judy Neimeyer Works in Progress, 5 - 9</p>				

June

Monday	Tuesday	Wednesday	Thursday	Friday	Saturday
		1 Embroidery Appliqué, 10 - 1 or 5 - 9 pm	2 Peek-A-Boo Bag, 10 - 2 pm	3 UFO, 6 - 9 pm	4 Software Sampler: Crazy? Quilt a Mouse Pad, 9 - 10
6 Love to Dress-Up, 10 - 1 pm Be Attitudes Workshop, 6 - 9 pm	7 Quilted Cutter Case, 9:30 - 12:30	8 Happy Bag/Ruler Bag: Part 2, 10 - 4 pm Garment Challenge for the Garment Challenged, 5 - 8:30	9 Technique of the Month Paper Piecing, 10 - 2 or 5 - 9 pm	10	11
13 Scrap Therapy Cutting Workshop, 10 - 1 or 6 - 9 pm	14	15 Quilted Cutter Case, 6 - 9 pm	16 French Braid Table Topper or Tree Skirt, 10 - 4 pm My BERNINA Machine Embroidery, 6 - 9 pm	17 The Abby Bag, 5 - 9 Peek-A-Boo Bag, 10 - 2 pm	18 Audrey Wrap Skirt, 10 - 3:30 pm
20 Love to Dress-Up, 10 - 1 pm	21 Virtual BERNINA Club: Appli-que-tions 10 - 11 Technique of the Month Paper Piecing, 12 - 4 pm	22 Technique of the Month Paper Piecing, 10 - 2 or 5 - 9 pm	23 Judy Neimeyer Works in Progress 10 - 3:30 or 5 - 9	24 UFO, 10 - 3:30 UFO, 6 - 9 pm	25 Software Sampler: Embroider a Bowl?, 9 - 10
27 Scrap Therapy Workshop, 10 - 1 or 6 - 9 pm	28 Table Runner of the Month, 10 - 2 or 5 - 9 pm	29 Motif Magic Table Runner, 1 - 4 pm or 6 - 9 pm	30 Motif Magic Table Runner Stitch Out, 9:30 - 12:30		

July

Monday	Tuesday	Wednesday	Thursday	Friday	Saturday
				1	2 CLOSED
4 CLOSED	5 Love to Dress-Up, 10 – 1 pm My BERNINA Basic Serge, 6 – 9 pm	6 Embroidery Appliqué, 10 - 1 or 5 – 9 pm	7 Virtual BERNINA Club: Kitchen Update 10 – 11	8 Quilted Cutter Case, 9:30 – 12:30 UFO, 6 – 9 pm	9
11 Scrap Therapy Cutting Workshop, 10 – 1 or 6 – 9 pm Be Attitudes Workshop, 6 – 9 pm	12 All About ME: Quilting and Embroidery, 10 – 11 My BERNINA Machine Embroidery, 1 - 4 pm Twister, The Quilt, 6 – 9 pm	13 Screen Door Bag, 10 – 3 pm Garment Challenge for the Garment Challenged, 5 – 8:30	14 Technique of the Month Paper Piecing, 10 – 2 or 5 – 9 pm	15	16
18	19 Technique of the Month Paper Piecing, 12 – 4 pm Twister, The Quilt, 6 – 9 pm	20 Technique of the Month Paper Piecing, 10 – 2 or 5 – 9 pm	21 Judy Neimeyer Works in Progress 10 – 3:30 or 5 – 9	22 UFO, 10 – 3:30 UFO, 6 – 9 pm	23 UFO, 10 – 3:30
25 Bags, Bags, Bags, 6 - 9 pm	26 My BERNINA Serge: Serge Ahead, 6 - 9 pm	27 Scrap Therapy Workshop, 10 – 1 or 6 – 9 pm	28 Table Runner of the Month, 10 – 2 or 5 – 9 pm	29 UFO, 6 – 9 pm	30

August

Monday	Tuesday	Wednesday	Thursday	Friday	Saturday
1 Be Attitudes Workshop, 6 – 9 pm	2 Love to Dress-Up, 10 – 1 pm	3 Embroidery Appliqué, 10 - 1 or 5 – 9 pm	4	5 UFO, 6 – 9 pm	6 UFO, 10 – 3:30
8 Borders, Bindings and Techniques: Part 1: 10 – 4 pm Bags, Bags, Bags, 6 - 9 pm	9 Quilted Cutter Case, 1 – 4 pm Happy Bag/Ruler Bag: Part 1, 6 - 9 pm	10 Bags, Bags, Bags, 10 - 4 pm Garment Challenge for the Garment Challenged, 5 – 8:30	11 Technique of the Month Paper Piecing, 10 – 2 or 5 – 9 pm	12 Ruffle Bag, 10 – 4:30 UFO, 6 – 9 pm	13 UFO, 10 – 3:30
15 Scrap Therapy Cutting Workshop, 10 – 1 or 6 – 9 pm	16 All About ME: Embroidery on a Garment, 10 – 11 Technique of the Month Paper Piecing, 12 – 4 pm Happy Bag/Ruler Bag: Part 1, 6 - 9 pm	17 UFO, 10 – 3:30 Quilted Cutter Case, 6 – 9 pm	18 Judy Neimeyer Works in Progress 10 – 3:30 or 5 - 9	19 Love to Dress-Up, 10 – 1 pm My BERNINA Basic Serge, 6 – 9 pm	20 Grandma Todd Blanket, 10 - 1 pm
22	23 My BERNINA Machine Embroidery, 9:30 – 12:30 pm	24 Technique of the Month Paper Piecing, 10 – 2 or 5 – 9 pm	25 Table Runner of the Month, 10 – 2 or 5 – 9 pm	26 My BERNINA Serger: Serge Ahead, 6 - 9 pm	27 Software Sampler: Digitizing Denim, 9 – 10
29 Borders, Bindings and Techniques: Part 2: 10 – 4 pm	30 Virtual BERNINA Club: Microwave Sewing, 10 – 11 Happy Bag/Ruler Bag: Part 1, 6 - 9 pm	31 Scrap Therapy Workshop, 10 – 1 or 6 – 9 pm			