

Janean's BERNINA

A Full Service BERNINA Dealer Where Tradition and Technology Meet
6303 Burden Blvd., #C, Pasco, WA 99301 (509)544-7888
www.janeansbernina.com

Table of Contents

<i>Virtual BERNINA.....</i>	<i>3</i>
<i>Software Sampler.....</i>	<i>4</i>
<i>All About ME.....</i>	<i>5</i>
<i>Quick Start.....</i>	<i>6</i>
<i>Quilts.....</i>	<i>7</i>
<i>Bags.....</i>	<i>9</i>
<i>Workshop.....</i>	<i>11</i>
<i>Scrap Therapy.....</i>	<i>12</i>
<i>Miscellaneous.....</i>	<i>13</i>
<i>Class Calendars.....</i>	<i>14</i>

Dear Sewing Enthusiasts,


I hope everyone had a wonderful Christmas. We enjoyed a busy day with lots and lots of family and food.

Michael got to play on the Varsity football team at Pasco High this fall and we were fortunate to not have any broken bones this season. He is now looking forward to baseball season, which couldn't start soon enough for him. Jasmine has been keeping busy working at Shopko. She will be starting school at CBC in January and is anxious to get started. All of her chauffeurs are looking forward to her getting her driver's license soon! Todd and Melyssa continue to keep us entertained with their little farm and all of their adventures. In August they had 8 Weimaraner puppies. They're so cute then they're babies with their steel-blue eyes, but then they get big and can be hard to get rid of. So they've given up on animal babies for awhile and are going to stick to goats and a kid of their own. They are expecting with Dewey and Janean's **first grandchild** (YAY!!!) and are due in June. We are all so excited and enjoy teasing Todd about it being a girl (he really wants a boy and the thought of a girl scares him). Mindy and Justin are enjoying married life and are keeping plenty busy with jobs and Justin's schooling. Mindy will have a student teacher until April, which she is excited about. Dewey, along with Michael and Todd, went on a weeklong hunting trip in October. They got a lot of exercise and saw animals that they don't normally see—bear and moose.

We are anxiously awaiting the BERNINA 830 Limited Edition, which is due in February. It's really pretty and **red!**

Wishing you a great 2011. Hope to see you soon!!

Keeping you in Stitches,



Class Policies

Please read and understand the following before registering for a class...

1. Class fees must be paid **IN FULL** at the time of registration. You can register in person, by mail, or by phone. **ONLY** paid registration will hold your space.
2. Class fees are to be made out to the instructor. If paying for your class with a debit or credit card, there will be a \$1.00 service charge to cover bank service fees.
3. Supply lists will be given at the time of registration. If one is not available at that time, you will be notified when it becomes available.
4. Class minimum is 3 students and space is reserved on a first-paid, first-serve basis. Classes not filled one week prior to date of class will be cancelled.
5. Children or your guest cannot accompany you to class without paying the registration fee.
6. In order to keep class fees to a minimum, keep the lights on, and the roof over the store, we ask for your cooperation and offer a discount to purchase your class supplies at Janean's BERNINA.
7. A 10% discount will be given when purchasing the required materials for class.
8. Students are required to bring a sewing machine and basic sewing supplies to each class.
9. Each student must have a **LEGAL** copy of the pattern or book.
10. If help is needed in the selection of class materials, please do so prior to the start of class.
11. Class will start on time, so please arrive **at least 15 minutes early** and be set up and ready to start.
12. If you must bring your cell phone to class, please be considerate of others and put it on vibrate/silent prior to class.

Class Symbol Key



Beginner =



Intermediate =



Advanced =

Virtual Education

Janean's BERNINA is very proud to host live virtual classes -- and we'll watch it right here at Janean's BERNINA. Virtual classes include BERNINA Software Sampler, Virtual BERNINA Club and Everything about ME (Machine Embroidery).

Because these classes are a live Web Cast, all you need to bring is yourself. Each month we'll 'log-on' with other Bernina Stores across the United States and view classes presented by a Bernina Educator.

Virtual BERNINA Club

These classes will explore everything from piecing, quilting, and embroidery to embellishing and serging. Along with the virtual presentation, you will receive color handouts of the presentation, as well as a CD that includes instructions for the featured project.

Tuesday, February 15th, 10:00 – 11:00 or 6:00 – 7:00

All Around Tote

Stylish and eco-friendly – make a great bag for all your shopping and project needs and look good while carrying it. Explore personalization techniques that make it uniquely yours. This could become your Virtual BERNINA Club tote. ***Class Fee \$10***

Tuesday, March 22nd, 10:00 – 11:00 or 6:00 – 7:00

Zippity-Do-Dah

Zippers are practical, can be decorative and are really „just a seam“. Learn the functional techniques for easy insertion and build confidence to use them in any situation. ***Class Fee \$10***

Tuesday, April 19th, 10:00 – 11:00 or 6:00 – 7:00

Creative Compositions

Express yourself with fanciful composition book covers. Collaged fabrics, decorative threads and specialty machine techniques will make these little works of art a pleasure to use and display. ***Class Fee \$10***

Tuesday, May 17th, 10:00 – 11:00 am or 6:00 – 7:00 pm

The Cover-up

Create an all-around cover-up for any occasion based on your fabric choice and embellishment preferences. ***Class Fee \$10***



BERNINA Software Sampler is a virtual software presentation by a Bernina Educator. You will also receive instructions for using your new software knowledge to create a project and an opportunity to try your hand at a number of embroidery and embellishment techniques.

Saturday January 22nd, 9:00

Go! Cut Embroidery

Learn to import existing appliqué patterns into the software. Use pre-cut appliqués to create an appliqué table runner. **Class Fee \$10**

Saturday, February 26th, 9:00 am

Cross-Stitch Embroidery

Design a fun, small bag using the BERNINA Cross Stich Program. Learn to use printed cross-stitch patterns lettering and outlining with your software. **Class Fee \$10**

Saturday, March 26th, 9:00 am

Dimensional Embroidery

Create texture in your embroidery. Includes couching, ribbon work and tassels on a lined zippered bag. Learn to create tassels, embroidered couching etc. and combine it with raw edge appliqué for a great textured effect and insert a decorative zipper. **Class Fee \$10**

Saturday, April 30th, 9:00 am

One Motif Many Options

Create a fun quilted wall hanging using only one motif! Experiment with different fill possibilities. Apply “in the hoop” quilting; learn to “quilt as you go. **Class Fee \$10**



All about ME is an in-store virtual education event that contains a 30- 45 minute embroidery presentation by a knowledgeable educator. Each month's virtual class will include many ideas to get the most from your embroidery system. When you attend the "All About ME!" Event, you will receive a CD with the instructions for the projects presented, Each program will give you ideas and will apply to all embroidery systems.

Tuesday, January 11th, 10:00 – 11:00 am

Return to Romance

This class will review lots of interesting techniques including embroidery with a wing needle. The class will feature projects designed by Michelle Griffin and will include ways to create the projects using alternate fabrics such as velvets and suede for an entirely different look using the same designs and pattern. We will also review embroidery thread selection in this class. **Class Fee \$10**

Tuesday, February 8th, 10:00 – 11:00 am

Embroidery on Paper (and other things)

Did you know you can embroider on paper? You can make your own gift cards now for everyone and every season. We will also explore bookmarks, and scrapbooking accent ideas as we learn the do's and don'ts for embroidering on paper. We will also talk about some ways to achieve a similar appearance using scraps of fabric and a specialty stabilizer. We will also review needle selection in this class – what size and type are appropriate for what type projects. **Class Fee \$10**

Tuesday, March 8th, 10:00 – 11:00 am

Organization is the Key to Success

And good embroidery is the key to happiness! We will take a look at projects that will help you organize your sewing area (or any room!) and review good embroidery techniques while we are doing so. We will discuss hoops – your machine probably came with more than one. When do you use which hoop and why? You will find out in this class. We will also review techniques and learn secrets for good hooping. **Class Fee \$10**

Tuesday, April 12th, 10:00 – 11:00 am

Drawing a Blank

If you are "drawing a blank" when it comes to deciding on a project to embroider, then this class is sure to give you inspirations. We will discuss ways to find "ready-to-embroider" articles that are fast and fun. Learn more information on monogramming to personalize everything from pillowcases to shirts to coffee cups. Great projects for home dec! **Class Fee \$10**

BERNINA+

Quick Start

Do you have a new BERNINA and don't know where to start? This class is just for you. BERNINA has designed this class to acquaint you with your new machine or serger. We will give you a supply list and have the kits all ready for you. Please sign up early as class size is limited to 6 students.

Class fee FREE if you purchased your machine at Janean's BERNINA, \$25 if you purchased your machine from another dealer.

Quilted Cutter Case

This simple quilted case is the perfect way to carry scissors and rotary cutters to classes. The zippered opening runs the entire length of the bag, making it easy to get in and out. Learn the basics of your machine (threading, stitches, needle positions, presser feet use, etc) while creating this useful zippered bag.

Pattern: Included
Kit Fee: \$16.50

Friday, January 7th, 1:30 – 4:30 pm
Friday, January 7th, 6 – 9 pm
Thursday, February 17th, 9:30 – 12:30 pm
Thursday, February 24th, 3 – 6 pm
Thursday, March 3rd, 9:30 – 12:30 pm
Thursday, March 3rd, 6 – 9 pm
Thursday, April 7th, 6 – 9 pm
Friday, April 22nd, 9:30 – 12:30 pm

Janean Stephens



Serger Quilted Caddy

Get comfortable using your serger in this hands-on 3 hour class. Learn to thread your serger and change stitching settings. Designed to acquaint you with the basic serging techniques, this project features four-thread overlock (seaming & patchwork), 3 thread overlock (seaming & gathering), and 3 thread rolled edge. At the end of class you'll have a little zippered pouch for storing your serger accessories – extra feet, seam ripper, etc.

Pattern: Included
Kit Fee: \$10.00

Friday, January 21st, 10 – 12 pm
Friday, February 18th, 4 – 6 pm
Friday, March 25th, 6 – 8 pm
Friday, April 8th, 10 – 12 pm

Janean Stephens



Sunflower Pillow

Get comfortable using your embroidery machine in this hands-on, 3 hour class. Learn the "ins and outs" of the embroidery process on your machine as well as choosing the right needles, threads stabilizers and much more. At the end of class, you'll have a small embroidered pillow to display with pride as your first successful embroidery project!

Pattern: Included
Kit Fee: \$10.00

Thursday, January 6th, 1:30 – 4:30 pm
Thursday, January 20th, 6 – 9 pm
Friday, February 4th, 9:30 – 12:30 pm
Friday, February 25th, 6 – 9 pm
Friday, March 4th, 9:30 – 12:30 pm
Thursday, April 21st, 1 – 4 pm
Friday, April 22nd, 6 – 9 pm

Janean Stephens





Quilts



Be Attitudes Workshop

It's all in your attitude! That's what Mom taught me and it's true. I hope you'll have fun with this block-of-the-month fusible appliqué quilt which reminds us of uplifting attitudes and values that can make lives more enjoyable and beautiful. Make the entire quilt or choose individual blocks to make into a mini-quilt for each month.

Class: \$10 per session
 Book: Be Attitudes \$16

Monday, January 3rd, February 7th, March 7th and April 4th,
 6:00 – 9:00 pm

Jerrine Kirsch




Judy Neimeyer Technique of the Month Paper Piecing

If you have not seen the quilt yet you really need to come in the store to see the sample. It is an 8 month class and we will be working on a different block/technique each month. I will teach a process on how to implement fast and easy cutting techniques, stacking techniques, paper-piecing techniques, strip piecing techniques and curved piecing. At the end of the classes you will have a beautiful quilt and lots of knowledge of paper piecing.

Class fee: \$35 per session, includes pattern for each month

Thursday, January 13th, February 10th, March 17th, April 14th, May 12th, June 9th, July 14th and August 11th, 10 – 2 pm or 5 – 9 pm or
 Tuesday, January 18th, February 15th, March 22nd, April 12th, May 17th, June 21st, July 19th, August 16th, 12 – 4 pm or
 Wednesday, January 26th, February 16th, March 23rd, April 27th, May 18th, June 22nd, July 27th and August 24th, 10 – 2 or 5 – 9 pm

Jerrine Kirsch Licensed Judy Neimeyer Instructor



Pansy Quilt

Want to make a new round 50" circle quilt or a new table topper. This Pansy quilt is using graduation fabric. Come and learn to use the 10 degree wedge ruler. We will also be using Texture Magic for the center of the Pansy. Come in the store to see the sample.

Class fee: \$30

Book: Quilts Without Corners \$22.99

10 degree wedge ruler \$19.99

Friday, January 28th, 10 – 4 pm or

Friday, January 21st & February 4th, 6 – 9 pm

Jerrine Kirsch



Beginning Paper Piecing: Bonnie Star

This is a great class to learn to do paper piecing. You will get a variety of different paper products on the market for making this quilt. Come learn a new technique in paper piecing. Use a collection of fabrics; make one for yourself or as a gift for that special friend in your life. Come in the store to see the sample.

Class fee: \$35 includes different types of paper piecing paper

Saturday, February 5th, 10 – 3:30 pm

Jerrine Kirsch



Twister, The Quilt

Want to learn to do an easy pinwheels quilt? No more templates, no more tracing and now no more frustrations. Come have some fun while you're making your pinwheels. You can use a collection of fabrics or just from your stash. You will have some work to do before class, but at the end of class you should be able to go home with a quilt top done!!

Pattern: Twister \$16.99

Class fee: \$30

Wednesday, February 9th, 10 – 4 pm or

Monday, February 21st and 28th, 6 – 9 pm

Jerrine Kirsch





Bags



Ruffle Bag

It's all about ruffles, you just can't make one, you have to make lots of them. This is a fun bag to make for your granddaughter or even for yourself. Come in the store to see the samples.

Class fee: \$30
Pattern \$11

Thursday, January 11th and 25th, 6 – 9 pm or
Thursday, January 20th, 10 – 4:30 pm

Jerrine Kirsch



Texture Magic Bag


There are quite a few patterns to choose from. Easily create textures on your fabric using this great new product. Then you will use the fabric you've created to make these easy bags. Use a collection of fabrics or from your stash. Come in the store to see the samples. Come and have some fun while learning a new technique.

Class fee: \$20
Pattern: \$8.99

Wednesday, January 12th, 10 – 4 pm or
Tuesday, February 1st and 8th 6 – 9 pm

Jerrine Kirsch

Texture Magic™ Totes



Happy Bag/Ruler Bag

Would you like a tote to carry all of your rulers to class, or a tote to carry all of your supplies to class. You can make either bag in class. You will learn lots of new techniques using your sewing machine. We will play with your stitches on your machine, using a variety of threads and different needles. When you are finished the class you will go home with a new tote or a new ruler bag. Come in the store to see the samples.

Class fee: \$35
Pattern: Happy Bag \$12

Thursday, February 3rd, 10 – 4 pm or
Monday, April 25th, 10 – 4 pm

Jerrine Kirsch



Bali Bag

Select a collection of fabric for the roomy 15" x 15" bag that is 6" deep. The lining has eight pockets so there is a place for everything. Come and learn to use some of your stitches on your machine using different threads and learn some about needles. Come in the store to see the sample.

Class fee: \$30
Pattern \$9.99

Thursday, February 3rd, 10 – 4 pm or
Monday, April 25th, 10 – 4 pm

Jerrine Kirsch





Bags, Bags, Bags

This is the class for any of the bags I have taught in the past or one you would like some help with. Texture Magic, (there is a new one in the store), Grommet Bags, (there is a new one in the store) Fold Over Bag, Market Bag, Marlo Bloom Bag, Interchangeable Bag, Tulip Bag, Just let us know which one you want to make in class.

Class fee: \$30
Plus Pattern

Friday, January 14th, 10 – 4 pm or
Thursday, April 7th, 10 – 4 pm
Jerrine Kirsch





Workshop

UFO Friday

We all have a few Un-Finished Objects that need a little help with. Please come join the workshop to get some help to finish some of them.

Class fee: \$10 per class

Friday, January 14th and 28th, February 11th,
6 – 9 pm

Jerrine Kirsch

UFO Saturday

We all have a few Un-Finished Objects that need a little help with. Please come join the workshop to get some help to finish some of them.

Class fee: \$20 per class

Saturday, January 15th and 29th, and
February 12th, 10 – 3:30 pm

Jerrine Kirsch



Garment Challenge for the Garment Challenged

After attending Project Sewing workshop with Linda Lee in Topeka Kansas Joan and Janean have challenged themselves to make a new garment every month. Please come and join our challenge. Come to sew, ask question or just get out of the house.

Class fee: \$10 per class
Fitting Fee: \$20

Wednesday, January 12th, February 9th,
March 9th, and April 6th, 5 – 8:30

Janean Stephens and Joan Allen



Embroidery Appliqué

This is a great workshop to come and learn to do machine embroidery appliqué. Bring a project you are working on and need help or a new one you want to start. You can make a special book for that special grandchild or a wonderful quilt for yourself. Come in the store to see the samples. I have lots of appliqué fabric to share for anyone who wants to do a book. Evening classes have been added to this class.

Class fee: \$10 per class

Wednesday, January 5th, February 2nd and April 13th,
1 – 4 pm or 5 – 9 pm

Jerrine Kirsch

Do you need

Scrap **Therapy™**

???

Your twisted, tangled fabric scraps have been safely tucked away in the far reaches of your fabric stash for too long. You've preserved all your leftover pieces in wonderful colors and prints, with every intention to use them.....some day. Trouble is.... You never quite get there!



ScrapTherapy is the solution!

ScrapTherapy is a two-part program available at Janean's BERNINA in Pasco. *ScrapTherapy* is a proven system to organize and use fabric scraps.

The cutting workshop gets you organized. Scraps are cut into squares in three sensible sizes, then stored in special see through storage bins for easy access.

Quilt project classes use the newly-cut and organized fabric pieces in a variety of fresh patterns and projects. Watch your scrap stack shrink while converting scrap fabrics into usable quilts, table runners, bags and more. Get your heap of expensive scraps under control. Save space, time, and money!



You'll be surprised at how many quilt projects are lurking



Scrap Therapy Cutting Workshop

For all of you who have been collecting all of those scraps of fabric, I am guilty myself. Boy do I have the scraps; the scraps were starting to take over my space. So I decided to do something about it. If this sounds like you, this is the class for you. During the Cutting Workshop you will get lots of info on cutting tips, Rulers, Sorting Fabrics, What to keep and what not to keep. Even get permission to throw some away. You will receive a stackable storage bin that will help you get started in sorting your scraps. Come in the store to see some of the samples that have been made with the scraps of fabric.

The Cutting Workshop is a pre-requisite to any Quilt Therapy Workshop.

Class fee: \$12 (includes free Scrap Therapy bin)

Monday, January 10th, February 14th, March 7th and April 11th,

10 – 1 pm or 6 – 9 pm

Therapist: Jerrine Kirsch



Scrap Therapy Workshop

Each month there is a workshop for the patterns for that month. You may choose which one you would like to make. You will use a variety of sizes of squares you have cut and store in your bins from the cutting workshop. Come and have some fun while learning some new techniques on piecing and cutting. Come in the store to see the samples we have made using our scraps. Each of the patterns can take from 1 session to 3 sessions to make.

Class fee: \$10 / session

Wednesday, January 19th

10 – 1 pm or 6 – 9 pm

Therapist: Jerrine Kirsch



Miscellaneous




Table Runner of the Month

There are so many table runners patterns out there and if you are like me, you have one of each of them. We will work on a different technique or style each month. Come in the store to see the different samples.

Class fee: \$20
Pattern will vary monthly

Thursday, January 27th, February 24th, March 24th, and April 28th,
10 – 2 pm or 5 – 9 pm

Jerrine Kirsch



Borders, Bindings and Techniques

This is a class everyone should take. Especially for all of us that are self taught. Come and learn some new techniques on borders, binding and other quilting techniques. There are over 20 different techniques in this class. Come in the store and look at them all.

Kit fee: \$20
Class fee: \$50

Friday, February 11th and 18th, 10 – 4 pm or
Tuesday, February 22nd, March 1st and 8th, 6 – 9

Jerrine Kirsch



French Braid Table Topper or Tree Skirt

Information to come soon. Sorry for the inconvenience.

Class fee: \$30
Book: French Braid Obsession \$21.95

Friday, February 25th, 10 – 4:30 pm

Jerrine Kirsch



Personalized Scallop-Edged Pillow

In this class Dawn will teach you to monogram with a background fill and scallop edging with a placement line. You will also learn about marking their projects for perfect placement and placing a design in a specific spot. Dawn is a Bernina trained resource person who lives in Helena Montana. She has a passion for Bernina Software and embroidery. She will excite and inspire you and build confidence as you use your BERNINA software and embroidery machine. At the end of class each student will receive a step-by-step instructional handout which takes them through exactly what they have done in class so they can repeat the process at home if desired.

Class fee: \$40

Tuesday, March 15th, 10 – 1 pm or 6 – 9 pm

Dawn Schneider



Personalized Scallop-Edged

Pillow Stitch Out

This class is to follow the Personalized Scallop-edged pillow software class. You will stitch out the design that you created in BERNINA software on March 15th.

Class fee: \$20

Wednesday, March 16th, 9:30 – 12:30 pm

Dawn Schneider

820 Class

Save the Date!

Monday, February 21st, 12 – 5 pm or
Friday, April 15th, 12 – 5 pm

Janean Stephens

830 Retreat

Save the Date!

Thursday, March 10th and
Friday, March 11th

Janean Stephens



BERNINA *8* Series

Quilted Sewing Mat

Your sewing machine's has a new best friend. The sewing machine mat with pockets makes handy tools accessible as well as protects your table. You can also make the pin cushion and a portable iron boards to match. Come in the store to see the samples.

Class fee: \$25

Pattern: Sew Happy: \$9

Friday, March 25th, 10 – 3 pm

Jerrine Kirsch

Quilters' Sewing Basket

This is a great sewing basket to make for yourself and while you are making one for you, you can make a special friend one also. The sewing basket has a large scissor pocket, rotary cutter pocket, pencil pockets thread holder lots and lots of pockets. Come in the store to see the sample.

Book: Sew Necessary by Nancy Halverson

Class fee: \$30

Tuesday, April 26th, 10 – 4:30 pm

Jerrine Kirsch



Project Linus

Providing Security Through Blankets

Tri Cities, WA Chapter

Meeting at Janean's BERNINA February 19th, 1 – 4 pm



January

Monday	Tuesday	Wednesday	Thursday	Friday	Saturday
					1 CLOSED
3 Be Attitudes Workshop, 6 – 9 pm	4	5 Embroidery Appliqué, 1 – 4 or 5 – 9 pm	6 Sunflower Pillow, 1:30 – 4:30	7 Quilted Cutter Case, 1:30 – 4:30 or 6 – 9 pm	8
10 Scrap Therapy Cutting Workshop, 10 – 1 or 6 – 9 pm	11 All About ME: Return to Romance, 10 – 11 Ruffle Bag: Part 1, 6 - 9	12 Texture Magic Bag, 10 – 4 pm Garment Challenge for the Garment Challenged. 5 – 8:30	13 Technique of the Month Paper Piecing, 10 – 2 or 5 – 9 pm	14 Bags, Bags, Bags, 10 – 4 pm UFO, 6 – 9 pm	15 UFO, 10 – 3:30 pm
17	18 Technique of the Month Paper Piecing, 12 – 4 pm	19 Scrap Therapy Cutting Workshop, 10 – 1 or 6 – 9 pm	20 Sunflower Pillow, 6 – 9 pm Ruffle Bag, 10 – 4:30	21 Sergers Quilted Caddy, 10 – 12 pm Pansy Quilt: Part 1, 6 - 9	22 Software Sampler: Go! Cut Embroidery, 9 - 10
24	25 Quilted Sewing Mat, 10 – 3 pm Ruffle Bag: Part 2, 6 - 9	26 Technique of the Month Paper Piecing, 10 – 2 or 5 – 9 pm	27 Table Runner of the Month, 10 – 2 or 5 – 9 pm	28 Pansy Quilt, 10 – 4 UFO, 6 – 9 pm	29 UFO, 10 – 3:30 pm
31					

February

Monday	Tuesday	Wednesday	Thursday	Friday	Saturday
	1 Texture Magic Bag: Part 1, 6 – 9 pm	2 Embroidery Appliqué, 1 – 4 or 5 – 9 pm	3 Happy Bag/Ruler Bag, 10 – 4 pm Bali Bag, 10 – 4 pm	4 Sunflower Pillow, 9:30 – 12:30 Pansy Quilt: Part 2, 6 - 9	5 Beginning Paper Piecing: Bonnie Star, 10 – 3:30 pm
7 Be Attitudes Workshop, 6 – 9 pm	8 All About ME: Embroidery on Paper (and other things), 10 – 11 Texture Magic Bag: Part 2, 6 – 9 pm	9 Twister, the Quilt, 10 – 4 pm Garment Challenge for the Garment Challenged, 5 – 8:30	10 Technique of the Month Paper Piecing, 10 – 2 or 5 – 9 pm	11 Borders, Bindings and Techniques: Part 1, 10 – 4 UFO, 6 – 9 pm	12 UFO, 10 – 3:30 pm
14 Scrap Therapy Cutting Workshop, 10 – 1 or 6 – 9 pm	15 Virtual BERNINA Club: All Around Tote, 10 – 11 or 6 – 7 Technique of the Month Paper Piecing, 12 – 4 pm	16 Technique of the Month Paper Piecing, 10 – 2 or 5 – 9 pm	17 Quilted Cutter Case, 9:30 – 12:30	18 Borders, Bindings and Techniques: Part 2, 10 – 4 Sergers Quilted Caddy, 4 – 6 pm	19 Project Linus, 1 – 4 pm
21 820 Class, 12 – 5 pm Twister, the Quilt: Part 1, 6- 9 pm	22 Borders, Bindings and Techniques: Part 1, 6 – 9 pm	23	24 Table Runner of the Month, 10 – 2 or 5 – 9 pm Quilted Cutter Case, 3 – 6 pm	25 French Braid Table Topper or Tree Skirt, 10 – 4:30 Sunflower Pillow, 6 – 9 pm	26 Software Sampler: Cross-Stitch Embroidery 9 – 10 am
28 Twister, the Quilt: Part 2, 6- 9 pm					

March

Monday	Tuesday	Wednesday	Thursday	Friday	Saturday
	1 Borders, Bindings and Techniques: Part 2, 6 – 9 pm	2	3 Quilted Cutter Case, 9:30 – 12:30 or 6 - 9	4 Sunflower Pillow, 9:30 – 12:30	5
7 Scrap Therapy Cutting Workshop, 10 – 1 or 6 – 9 pm Be Attitudes Workshop, 6 – 9 pm	8 All About ME: Organization is the Key to Success, 10 – 11 Borders, Bindings and Techniques: Part 3, 6 – 9 pm	9 Garment Challenge for the Garment Challenged, 5 – 8:30	10 830 Retreat	11 830 Retreat	12
14	15 Personalized Scallop-Edged Pillow, 10 – 1 or 6 – 9 pm	16 Personalized Scallop-Edged Pillow Stitch Out, 9:30 – 12:30	17 Technique of the Month Paper Piecing, 10 – 2 or 5 – 9 pm	18	19
21	22 Virtual BERNINA Club: Zippity-Do-Dah, 10 – 11 or 6 – 7 Technique of the Month Paper Piecing, 12 – 4 pm	23 Technique of the Month Paper Piecing, 10 – 2 or 5 – 9 pm	24 Table Runner of the Month, 10 – 2 or 5 – 9 pm	25 Sergers Quilted Caddy, 6 – 8 pm	26 Software Sampler: Dimensional Embroidery, 9 - 10
28	29	30	31		

April

Monday	Tuesday	Wednesday	Thursday	Friday	Saturday
				1	2
4 Be Attitudes Workshop, 6 – 9 pm	5	6 Garment Challenge for the Garment Challenged, 5 – 8:30	7 Bags, Bags, Bags, 10 – 4 pm Quilted Cutter Case, 6 – 9 pm	8 Sergers Quilted Caddy, 10 - 12	9
11 Scrap Therapy Cutting Workshop, 10 – 1 or 6 – 9 pm	12 All About ME: Drawing a Blank, 10 – 11 Technique of the Month Paper Piecing, 12 – 4 pm	13 Embroidery Appliqué, 1 – 4 or 5 – 9 pm	14 Technique of the Month Paper Piecing, 10 – 2 or 5 – 9 pm	15 820 Class, 12 – 5 pm	16
18	19 Virtual BERNINA Club: Creative Compositions 10 – 11 or 6 – 7	20	21 Sunflower Pillow, 1 – 4 pm	22 Quilted Cutter Case, 9:30 – 12:30 Sunflower Pillow, 6 – 9 pm	23
25 Happy Bag/Ruler Bag, 10 – 4 pm Bali Bag, 10 – 4 pm	26 Quilter's Sewing Basket, 10 – 4:30 pm	27 Technique of the Month Paper Piecing, 10 – 2 or 5 – 9 pm	28 Table Runner of the Month, 10 – 2 or 5 – 9 pm	29	30 Software Sampler: One Motif, Many Options, 9 - 10