

Janean's BERNINA

A Full Service BERNINA Dealer Where Tradition and Technology Meet
6303 Burden Blvd., #C, Pasco, WA 99301 (509)544-7888
www.janeansbernina.com

Table of Contents


<i>What's New.....</i>	<i>2</i>
<i>Software Sampler.....</i>	<i>3</i>
<i>Virtual BERNINA.....</i>	<i>4</i>
<i>Quick Start.....</i>	<i>5</i>
<i>Quilts.....</i>	<i>6</i>
<i>Bags.....</i>	<i>8</i>
<i>Workshop.....</i>	<i>12</i>
<i>12 Weeks of Christmas.....</i>	<i>13</i>
<i>Scrap Therapy.....</i>	<i>14</i>
<i>Miscellaneous.....</i>	<i>16</i>
<i>Class Calendars.....</i>	<i>18</i>

Dear Sewing Enthusiasts,

Spring is here! The rains and sunshine have arrived and are encouraging the flowers to bloom and the trees are showing signs of new growth. During the middle of March we had our 2nd Annual T-n-T Event and once again it proved to be a big success. We also were privileged to have Nancy Kooreney teach a couple classes for us and we look forward to the next time she comes. At the end of June, Dewey and I will be attending BERNINA University in San Francisco where we will see what BERNINA has in store for us.

As always we're keeping very busy with all that life brings. Michael is playing baseball on the freshman baseball team at Pasco High and also will soon start on a competitive team, the Sun Devils, with which he will be traveling. Jasmine is enjoying track. She's throwing the discus, javelin and shot put and just celebrated her 17th birthday (eek!!). Todd and Missy, the newlyweds, are adjusting to married life with three large, rambunctious dogs all under the same roof. Mindy is finishing up her master's degree in teaching and is looking forward to the summer. Dewey is running the baseball circuit and hoping to fit some fishing in with Todd.

Happy Sewing,



Class Policies

Please read and understand the following before registering for a class...


1. Class fees must be paid **IN FULL** at the time of registration. You can register in person, by mail, or by phone.
2. Supply lists will be given at the time of registration. If one is not available at that time, you will be notified when it becomes available
3. Class minimum is 3 students and space is reserved on a first-come, first-serve basis.
4. Children or your guest cannot accompany you to class without paying the registration fee.
5. In order to keep class fees to a minimum, keep the lights on, and the roof over the store, we ask for your cooperation and offer a discount to purchase your class supplies at Janean's BERNINA
6. A 10% discount will be given when purchasing the required materials for class.
7. Students are required to bring a sewing machine and basic sewing supplies to each class.
8. Each student must have a **LEGAL** copy of the pattern or book.
9. If help is needed in the selection of class materials, please do so prior to the start of class.
10. Class will start on time, so please arrive **at least 15 minutes early** and be set up and ready to start.
11. If you must bring your cell phone to class, please be considerate of others and put it on vibrate/silent prior to class.

What's New at Janean's BERNINA

- OESD Design Collections
 - Elepinks
 - Heritage Trapunto
 - Spirit Songs

- New fabric collections from MODA
 - Aviary
 - Northern Reflections
 - Snippits

Class Symbol Key





BERNINA Software Sampler is a virtual software presentation by a Bernina Educator. You will also receive instructions for using your new software knowledge to create a project and an opportunity to try your hand at a number of embroidery and embellishment techniques.

Saturday, April 18th, 2009, 11:00 – 12:00

If you have ever wished for a wispy dimensional look on an embroidered project, look no farther. This Software Sampler project will incorporate uncut glitter into a design you will create yourself.

Saturday, May 23rd, 2009, 11:00 – 12:00

Using the editing features of the software, select elements to create new designs

Class fee: \$10.00 per session.

Please sign up in advance.

Virtual BERNINA Club

Janean's BERNINA is very proud to announce a new program from BERNINA.

We will be hosting a live virtual class that you'll be able to watch right here at Janean's BERNINA.

Because this class is a live Webcast, all you need to bring is yourself. The class will explore everything from piecing and quilting to embroidery, embellishment, to serging. Along with the virtual presentation, you will receive a CD which will include instructions for the featured project.

Spring Fever

Friday, April 24th, 2009, 11:00 – 12:30

With Spring just peeking out of the winter snow – it's time to look forward to the freshness of Spring. Capris, linen tops and fresh T's are but a few our Spring faves – so let's sew now and step out in style on our first warm, sunny day. Not a clothing sewer? Not to worry – incorporate these ideas into your favorite mode of sewing. *Class fee: \$10*

The Best of Home: Pillows

Friday, May 29th, 2009, 12:00 – 1:00

Fringe, Flange, Corded, Shirred – could be adjectives for anything, but when applied to pillows you create a dynamic environment. The easiest and fastest way to change the look of a room is with pillows and we will make several learning basic and beyond basic details that will have everyone asking – who's your decorator? *Class fee: \$10*

Quilt Yourself Gorgeous

Friday, July 24th, 12:00 – 1:00

You'll be glad we started in July when you see these gorgeous projects for Christmas! Gifts, quilts to give (or keep) and an easy, pieced jacket will make you drop whatever you're doing and start now! *Class fee: \$10*

Contain Everything

Friday, Aug 28th, 12:00 – 1:00

Totes, handbags, pouches are a great way to quickly show and enjoy your creative side. Quilted, embellished, painted, embroidered are but a few of the techniques we will explore as we craft our one-of-a-kind totes. Fast and fun, you'll want to make several varieties. *Class fee: \$10*

BERNINA+

Quick Start

Do you have a new BERNINA and don't know where to start? This class is just for you. BERNINA has designed this class to acquaint you with your new machine or serger. We will give you a supply list and have the kits already for you. Please sign up early as class size is limited to 6 students.

Class fee FREE if you purchased your machine at Janean's BERNINA, \$25 if you purchased your machine from another dealer.

Quilted Cutter Case



This simple quilted case is the perfect way to carry scissors and rotary cutters to classes. The zippered opening runs the entire length of the bag, making it easy to get in and out. Learn the basics of your machine (threading, stitches, needle positions, presser feet use, etc) while creating this useful zippered bag.

Pattern: Included
Kit Fee: \$16.50

Tuesday, April 21, 1:30-4:30 or
April 28th, 9:30-12:30 or 6 – 9 pm or
May 19th, 2 – 5 pm or 6 – 9 pm or
May 26th, 9:30 – 12:30 or
June 16th, 6 – 9 pm or
June 23rd, 9:30 – 12:30

Janean Stephens



Serger Quilted Cady



Get comfortable using your serger in this hands-on 3 hours class. Learn to thread your serger and change stitching settings. Designed to acquaint you with the basic serging techniques, this project features four thread overlock (seaming & patchwork), 3 thread overlock (seaming & gathering), and 3 thread rolled edge. At the end of class you'll have a little zippered pouch for storing your serger accessories – extra feet, seam ripper, etc.

Pattern: Included
Kit Fee: \$10.00

Tuesday, April 21, 9:30 – 11:30 or
May 26th, 6 – 8:30 pm or
June 16th, 1:30 – 3:30 pm

Janean Stephens



Sunflower Pillow



Get comfortable using your embroidery machine in this hands-on, 3 hour class. Learn the "ins and outs" of the embroidery process on your machine as well as choosing the right needles, threads stabilizers and much more. At the end of class, you'll have a small embroidered pillow to display with pride as your first successful embroidery project!

Pattern: Included
Kit Fee: \$10.00

Tuesday, April 21, 6 – 9 pm or
April 28th, 1:30 – 4:30 pm or
May 26th, 1:30 – 4:30 pm or
June 16th, 9:30 – 12:30 pm or
June 23rd, 1:30 – 4:30 pm

Janean Stephens






Quilts



4 Patch Stack Posies



Come learn to make a  quilt using only ONE print fabric for the blocks and borders. Learn to do a Stack and Whack using only four repeats. This is a wonderful quilt to make. Come learn a few new techniques making this quilt.

Pattern: 4 Patch Stacked Posies \$9

Class fee: \$30

Thursday June 4th, 10-3:30 or
Friday, July 10th and 17th, 6 – 9 pm

Jerrine Kirsch



Stack-N-Whack Sara's Roses

This stack n whack quilt is made by combing diamonds and triangles. You will use Bethany's special cutting techniques to create unique blocks. We will learn to piece the two simple units that make up this intricate-looking quilt.

Book: Stack-N-Wackier by Bethany Reynolds \$22.95
Class fee: \$30

Thursday, April 16th, 10 – 3:30 or
Thursday, June 18th and 25th,
6 – 9 pm

Jerrine Kirsch



Sunflower Illusions

This is a wonderful paper piecing class. You will learn to do curve piecing and traditional piecing to make this quilt. You can use a collection of fabric or use from your stash. I use from my stash to make this quilt. Come learn a new technique on paper piecing.

Pattern: Sunflower Illusions \$18
Class fee: \$30

Thursday, June 18th 9:30 – 4 pm or
Monday, June 22nd and 29th, 6 – 9 pm

Jerrine Kirsch



In and Out Silk Quilt



This was a fun quilt to make with silk fabrics. You can also use a collection of fabrics or from your stash. If you want to make a bold statement, use high contrast fabrics such as black and white prints with bright colors. You can also use a blended palette to create a subtle mystery.

Pattern: In and Out Quilt \$9

Class fee: \$30

Thursday, April 2nd and 9th, 6 – 9 pm or

Friday, June 12th, 10 – 3:30 pm

Jerrine Kirsch



Bonnie Star Beginner Paper Piecing



This is a great class to learn to do paper piecing. You will get a variety of different paper products on the market for paper piecing. Come learn a new technique in paper piecing. Use a collection of fabrics; make one for yourself or for a gift for that special friend in your life.

Book: 50 Wonderful Stars by Carol Doak \$27.95

Class fee: \$30

Monday, June 1st and 8th, 6 – 9 pm or

Saturday, June 6th, 10-3:30 pm

Jerrine Kirsch

Bargello Heart



Very fast, fun quilt. It is all done in strips, suitable for confident beginners or advanced quilters. You will learn Bargello cutting and sewing techniques.

Book: Bargello Hearts \$22.95

Class fee: \$30

Saturday, June 27th, 9:30 – 4 pm

Debbie Dietrich



Attitudes



It's all in your attitude! That's what Mom taught me and it's true. I hope you'll have fun with this block-of-the-month fusible appliqué quilt which reminds us of uplifting attitudes and values that can make lives more enjoyable and beautiful. Make the entire quilt or choose individual blocks to make into a mini-quilt for each month.

Book: Be Attitudes \$16

Class fee: \$10

Monday, April 6th, May 4th, and June 1st, 1 – 3 pm or

Tuesday, April 7th, May 5th, and June 2nd, 6 – 8:30 pm

Janean Stephens





Toss Nine Variations

This is a great class to learn lots of different ways to cut up a 9 patch. Come have some fun while learning a new technique on 9 patches. Use from your stash or scraps or even a collection of fabrics will work. There is lots of different patterns to make.

Book: Slice Em & Dice Em \$24.95

Class fee: \$30

Saturday, August 1st, 10 – 3:30 pm

Jerrine Kirsch



Bargello Glory

This is a great wall quilt for the 4th of July. The quilt is 45" x 50". Come and learn to do Bargello in quilting. This is a fun one to make.

Pattern: Bargello Glory \$9

Class fee: \$30

Saturday, May 2nd, 10 – 3:30 pm or
Friday, May 1st and 8th, 6 – 9 pm

Jerrine Kirsch



Latte Quilt

This is a workshop class for the Latte Quilt. As you progress through the blocks you will learn rehooping techniques and how to use machine stitches (often referred to as stitch recipes) to enhance the embroidery. The Latte Quilt, more than almost any other project, will help you to learn about both the embroidery and sewing features of your machine.

Class fee \$10 per session

Book/Software Latte Quilt by Kerrie Hay \$29.97

Wednesday, April 15th, May 13th, June 10th, July 15th,
August 12th, 9 am – 9 pm

Kathi Hewitt





Bags



Tulip Purse

This is a great little bag to make. Of course I have added a few things different in the pattern. One is a pocket for my cell phone. I have also added some tips to make the constructions a little easier to understand.

Pattern: The Tulip Purse \$9
Class fee: \$20

Monday, April 6th, 6 - 9 pm
Friday, April 10th, 1:30 – 4:30 pm, or
Friday, June 19th, 2 – 5 pm
Jerrine Kirsch



Marlow Bloom Handbag

This is a wonderful bag to make for any wardrobe. This purse is reversible. The Marlo Bloom handbag is perfect for a lunch date or a night out. Can be use for a project bag also. Use the newest and latest fabric to make this wonderful bag.

Pattern: Marlo Bloom Handbag \$12.50
Class fee: \$30

Friday, April 3rd, 10-4 pm or
Friday, June 5th and 12th, 6 -9 pm or
Thursday, August 27th, 10 – 3:30 pm

Jerrine Kirsch




Market Bags

Come have some fun making your own shopping bags. You will want to make them for all of your friends. You can use a collection of fabrics or use up some of that stash you have. With Quit Smart pattern you will use an interfacing to make a very quick bag. Bella Nonna bag has a box bottom.

Pattern: Quilt Smart market bag or
Bella Nonna Chic Shopping Bag \$8
Class fee: \$15

Friday, April 10th, 9:30 – 1:30 or
Saturday, July 2nd, 6 – 9 pm
Jerrine Kirsch





The Interchangeable Bag

What a great little bag to make, One Handle for many bags, with a twist, slide one bag off and the new one on. This bag is made with the reusable metal purse frame that enables you to change your bag over and over. You have lots of options for embellishments on your bags. Come in the store to see all the samples.

Pattern and Purse Frame: The Interchangeable Bag \$39
Class fee: \$20

Wednesday, April 15th, 6 – 9 pm or

Friday, June 19th, 10-1:30 pm or

August 21st, 6 – 9 pm

Jerrine Kirsch



Happy Bag/Ruler Bag



For either bag or tote use a collection of fabrics or from your stash. You will learn some techniques on using all those new threads out there and what needles to use with them. When you finish the class you will go home with a new tote or a new bag. Come in the store to see the samples

Pattern: Bella Nonna Happy Bag \$12 or
Bella Nonna Pocket Full of Rulers \$12
Class fee: \$35

Thursday, April 16th, 23rd, and 30th, 6 – 9 pm

Jerrine Kirsch



Boutique Shoulder Bag



We have a new small Boutique Bag now, it's a purse size. This sassy bag is a favorite with teens, moms and grandmas. Choose five coordinating fabrics to create a roomy bag with an adjustable outside tie and great inside pockets. Learn our fast and easy technique for making a zipper pocket and take home your new "fashion statement" that will dress up any outfit and bring admiring comments!!!

Pattern: Bella Nonna Boutique Bag \$12
Class fee: \$30

Friday, April 17th, 10 – 3:30 pm or

Monday, August, 24th and 31st, 6 – 9 pm

Jerrine Kirsch





Fold Over Bag

This is just a great purse that transforms into a small tote bag. Come have some fun making this bag. Use a collection of fabrics or just from your stash. Embellish with great buttons for the folds of the bag.

Book: Fold Over Bag by Bella Nonna \$12
Class fee: \$30

Thursday, April 30th, 10 – 3:30 pm or

Monday, July 13th and 20th, 6 – 9 pm

Jerrine Kirsch



Chenille Tote

This is a great class to learn to do Chenille. You do not wash your fabric before you make your tote. Use a collection of fabric or from your stash, on the front of the pattern it shows a patriotic tote. It's lots of fun to make!

Pattern: Chenille Tote \$9
Class fee: \$30

Friday, June 5th, 10-3:30 pm or

Thursday, June 4th and 11th, 6 – 9 pm

Jerrine Kirsch



Workshop

UFO Friday

We all have a few Un-Finished Objects that need a little help with. Please come join the workshop to get some help to finish some of them.

Class fee: \$10 per class

Friday, April 3rd, 17th, and 24th,

May 29th,

June 19th or 26th,

July 24th or 31st,

August 14th or 28th, 6 – 9 pm

Jerrine Kirsch

UFO Saturday

We all have a few Un-Finished Objects that need a little help with. Please come join the workshop to get some help to finish some of them.

Class fee: \$20 per class

Saturday, April 4th or 25th,

May 30th,

June 20th, July 25th,

August 15th or 29th,

10 – 3:30 pm

Jerrine Kirsch

Heirloom Workshop

Just need some time to work on an unfinished heirloom project? Linda will be here to answer your heirloom questions. This class is designed for people who have previous heirloom experience and want to start or finish projects. This class is open to all brands of machines.

Class fee: \$15 per class

Tuesday, April 7th, May 5th, June 2nd, 9 – 3 pm or

Monday, April 20th, May 18th, June 22nd, 9 – 3 pm

Linda Lettau

Works in Progress

Working on projects in a group is lots of fun and a great way to tackle those "Works in Progress." Stuck on a project? Get help and get it done!

Class fee \$10 half day; \$15 whole day

Wednesday, April 15th, May 13th, June 10th, July 15th,
9 am – 9 pm

Kathi Hewitt



12 Weeks of Christmas

We are going to have 12 weeks of Christmas instead of 12 days of Christmas. We will be doing a make and take class once a week for 12 weeks. Come and have some fun while making a few gifts for your friends or family. There will be kits for each week.

Thursday 6 pm - 9 pm, Friday 9:30 - 12:30 pm or 2:30 - 5:30 pm

Class fee: \$5

July 9th and 10th: Fat Quarter Bag,

July 16th and 17th: Flex Coin Bag,

July 23rd and 24th: French Seam Pillow Case,

July 30th and 31st: I. D. Bag,

August 6th and 7th: Dog or Cat Mat,

August 13th and 14th: Coil Basket,

August 20th and 21st: Baby Blanket,

August 27th and 28th: Sachet

September 3rd and 4th: Tea Towel,

September 10th and 11th: Pot Holder,

September 17th and 18th: Gift Bags,

September 24th and 25th: Envelope Pillow

Do you need

Scrap Therapy™ ???

Your twisted, tangled fabric scraps have been safely tucked away in the far reaches of your fabric stash for too long. You've preserved all your leftover pieces in wonderful colors and prints, with every intention to use them.....some day. Trouble is.... You never quite get there! *ScrapTherapy* is the solution!



ScrapTherapy is a two-part program available at Janean's BERNINA in Pasco. *ScrapTherapy* is a proven system to organize and use fabric scraps.

The cutting workshop gets you organized. Scraps are cut into squares in three sensible sizes, then stored in special see through storage bins for easy access.

Quilt project classes use the newly-cut and organized fabric pieces in a variety of fresh patterns and projects. Watch your scrap stack shrink while converting scrap fabrics into usable quilts, table runners, bags and more. Get your heap of expensive scraps under control. Save space, time, and money!



You'll be surprised at how many quilt projects are lurking in your stash!



Scrap Therapy Cutting Workshop

During the Cutting Workshop you will get lots of info on cutting tips, have lots of fun, and feel a hold lot better as you get those messy scrap fabrics under control. You will receive a free stackable storage bin that will help you save some space and time.

The Cutting Workshop is a pre-requisite to any Quilt Therapy Workshop.

Class fee: \$12 (includes "free" Scrap Therapy bin)

Monday, April 13th, May 11th, June 15th, July 6th or August 10th, 10 – 1 pm or 6 – 9 pm

Jerrine Kirsch



Quilt Therapy Workshop

Each month there will be a workshop for the pattern for that month. You may choose which one you would like to make. You will use a variety of sizes of squares you have cut and stored in your bins. Come and choose from any of the Scrap Therapy patterns that you'd like to make.

Pattern: \$9
Class fee: \$15

Monday, April 20th, 6 – 9 pm or
Wednesday, April 22nd, or May 27th 10 – 1 or
Wednesday, June 24th, July 22nd or August 19th,
10 – 1 pm or 6 – 9 pm or
Thursday, May 28th, 6 – 9 pm or

Jerrine Kirsch



Scrappy Trails

This elegant lap-sized quilt was inspired by an 1860's quilt in red and white. Try your hand at this scrappy version. Make two big blocks at a time. Add a scrappy prairie point binding for a one-of-a-kind show-stopper!

Pattern: Scrappy Trails \$9

Class fee: \$10

Wednesday, August 19th, 10 – 2 or 6 – 9 pm

Jerrine Kirsch



Triple Dip

Savor your favorite summer confection year-round with this three-in-one pattern. Use up your scraps with one or more of three sweet projects. Neapolitan Quilt, Ice Cream Parlor Table Topper or Sweet Dreams Pillowcase. Each project uses the same scrappy block. Come and have some fun while making a great project.

Pattern: Triple Dip \$9

Class fee: \$10

Wednesday, June 24th and July 22nd,

10 – 2 or 6 – 9 pm

Jerrine Kirsch



What's Up Dot? Place Mats

Use mid-size and large scraps from your collection to make these quilt-as-you-go place mats. SmartEase circles by Quiltsmart makes finishing fun! Choose holiday prints and your table will be all set for guests. Select floral fabrics for a taste of summer year-round. Can't decide? Make some for every season! They're scraps, after all!

Pattern: What's Up Dots? \$9

Class fee: \$15

Monday, April 20th, 6-9 or

Wednesday, April 22nd, 10-1

Jerrine Kirsch



Runaway Threads

Playful spools magically appear from your mid to large sized scraps with fast and easy block and border piecing. Choose bright scraps and a few yards of a single background fabric. A fun, scrappy quilt project for all skill levels.

Pattern: Running Thread \$9

Class fee: \$15

Wednesday, May 27th, 10-1 or

Thursday, May 28th, 6-9

Jerrine Kirsch



Miscellaneous



Double Take Table Runner



A great table runner that uses 5" squares, The table runner is 28 ½" x 36 ½". Use a collection of fabrics or just from your stash. Or did you buy a few of those charm packs and don't know what to do with them. Well this is a good one to use them in. Come and have some fun while sewing with others.

Pattern: Double Takes I \$8.50

Class fee: \$30

Thursday, May 28th, 10 – 3:30 pm or
Monday, July 27th and August 3rd, 6 – 9 pm

Jerrine Kirsch



Hems

Do you tape up your hem in you new slacks? Have you stapled up your new jeans?

In this class you will learn how to do a blind hem, hem jeans, rolled hem, hem a t-shirt with a double needle, shirttail hem, and a whip n roll. All on your sewing machine! The kit will have a variety of fabrics, wool, silk, knits, slinky, batiste, chiffon, cotton.

Class fee: \$25
Fabric Kit Fee: \$10

Wednesday, April 22nd and 29th, 6 – 9 pm or
Wednesday, April 29 and May 6th, 9:30 – 12:30

Janean Stephens



Borders, Bindings and Techniques

This is a great class for everyone. But especially for all of us that are self taught to quilt. Come learn some new techniques on borders, some new ones for binding and lots of the new techniques out there. Learn to use the June Taylor Shape Cut, Nifty Notions Rulers, Cut a Circle Rule.

Lots of fun!

Kit fee: 15
Class fee: \$30

Monday, April 27th and May 4th, 6 – 9 pm or

Friday, May 8th, 10 – 3:30 pm or

Thursday, August 20th, 10 – 3:30 pm

Jerrine Kirsch

Double Wedding Ring Table Runner



In this fun class you will learn how to make a double wedding ring with no curves. You will learn the basics of foundation paper piecing. It is a great project for scraps or reproduction fabrics.

Pattern: Double Wedding Ring Runner \$7.50

Class fee: \$15

Saturday, April 18th, 1 – 4 pm

Debbie Dietrich



BERNINA Embroidery Software

Each class will focus on a different project to introduce features of the Bernina Embroidery software. Owners of all levels of software are welcome to attend class. Bring your laptop and dongle or call the store to reserve a laptop or dongle if you do not have your own (quantities are limited).

Class fee: \$10 per class

Tuesday, April 14th, May 12th, June 9th, or July 14th,
9:30 am – 12:00 pm

Kathi Hewitt



Utility Apron

Come and make a great apron for mom for Mother's Day gift or one for yourself. You have a choice of a pieced pocket or an appliquéd one. Use from your stash or from a collection. Each apron takes only 2 fat quarters to make. This is a great starter for beginning machine appliqué.

Book: Utility Apron by Liberty Star
Class fee: \$30

Friday, May 1st, 10:30 – 3 pm

Jerrine Kirsch



Christmas Smiles Appliqué Fun Book

Come and make a special book for that new grandchild, or for any child. The book features whimsical appliqué designs. We will be doing embroidery appliqué; we will do two pages each month. I will provide the fabric for all the appliqué parts. Come in the store to see the sample.

Pattern: Embroidery Take Out #12219 \$55
Class fee: \$10

Thursday, April 9th or May 7th, 10 – 3 pm or
Wednesday, June 3rd, July 1st, or August 5th, 10 – 3 pm

Jerrine Kirsch





April

Monday	Tuesday	Wednesday	Thursday	Friday	Saturday
		1 Sunflower Illusions 6 – 9	2 In and Out Silk Quilt 6 – 9 pm	3 Marlow Bloom Handbag 10-4 UFO 6-9	4 UFO 10-3:30
6 Be Attitudes 1-3 Tulip Purse 6-9	7 Heirloom Workshop 9-3 Be Attitudes 6-8:30	8	9 Christmas Smiles Appliqué Book 10-3 In and Out Silk Quilt 6 – 9 pm	10 Market Bag 9:30-1:30 Tulip Purse 1:30-4:30	11
13 Scrap Therapy Cutting Workshop 10-1 or 6-9	14 BERNINA Embroidery Software 9:30-12	15 Latte 9 am – 9 pm Works in Progress 9 – 9 Interchangeable Bag 6-9	16 Stack-N-Whack Sara’s Roses 10-3:30 Happy/Ruler Bag 6-9	17 Boutique Shoulder Bag 10-3:30 UFO 6-9	18 BERNINA Software Sampler 11-12 Double Wedding Ring Runner 1-4
20 Heirloom Workshop 9-3 Quilt Therapy Workshop 6-9 What’s Up Dots? 6-9	21 Quilted Cutter Case 1:30-4:30 Sergers Quilted Cady 9:30-12:30 Sunflower Pillow 6-9	22 Quilt Therapy Workshop 10-1 Hems 6-9 What’s Up Dots? 10-1	23 Happy/Ruler Bag 6-9	24 Spring Fever 11-12:30 UFO 6-9	25 UFO 10-3:30
27 Borders, Bindings and Techniques 6-9	28 Quilted Cutter Case 9:30-12:30 or 6-9 Sunflower Pillow 1:30-4:30	29 Hems 9:30-12:30 Hems 6-9	30 Fold Over Bag 10-3:30 Happy/Ruler Bag 6-9		

May

Monday	Tuesday	Wednesday	Thursday	Friday	Saturday
				1 Utility Apron 10:30-3 Bargello Glory 6-9	2 Bargello Glory 10-3:30
4 Be Attitudes 1-3 Borders, Bindings and Techniques 6- 9	5 Heirloom Workshop 9-3 Be Attitudes 6- 8:30	6 Hems 9:30-12:30	7 Christmas Smiles Appliqué Book 10- 3	8 Borders, Bindings and Techniques 10-3:30 Bargello Glory 6-9	9
11 Scrap Therapy Cutting Workshop 10-1 or 6-9	12 BERNINA Embroidery Software 9:30-12	13 Latte 9 am – 9 pm Works in Progress 9 – 9	14	15	16
18 Heirloom Workshop 9-3	19 Quilted Cutter Case 2-5 or 6-9	20	21	22	23 BERNINA Software Sampler 11-12
25	26 Quilted Cutter Case 9:30-12:30 Sergers Quilted Cady 6-8:30 Sunflower Pillow 1:30-4:30	27 Quilt Therapy Workshop 10-1 Runaway Threads 10-1	28 Double Take Table Runner 10-3:30 Quilt Therapy Workshop 6-9 Runaway Threads 6-9	29 The Best of Home:Pillows 11-12:30 UFO 6-9	30 UFO 10-3:30

June

Monday	Tuesday	Wednesday	Thursday	Friday	Saturday
1 Be Attitudes 1-3 Bonnie Star Paper Piecing 6-9	2 Heirloom Workshop 9-3 Be Attitudes 6-8:30	3 Christmas Smiles Appliqué Book 10-3	4 Chenille Tote 6-9 4 Patch Stack Posies 10-3:30	5 Chenille Tote 10-3:30 Marlow Bloom Handbag 6-9	6 Bonnie Star Paper Piecing 10-3:30
8 Bonnie Star Paper Piecing 6-9	9 BERNINA Embroidery Software 9:30-12	10 Latte 9 am – 9 pm Works in Progress 9 – 9	11 Chenille Tote 6-9	12 In and Out Silk Quilt 10-3:30	13
15 Scrap Therapy Cutting Workshop 10-1 or 6-9	16 Quilted Cutter Case 6-9 Sergers Quilted Cady 1:30-3:30 Sunflower Pillow 9:30-12:30	17	18 Sunflower Illusions 9:30-4 Stack-N-Whack Sara's Roses 6-9	19 Interchangeable Bag 10-1:30 Tulip Purse 2-5 UFO 6-9	20 UFO 10-3:30
22 Heirloom Workshop 9-3 Sunflower Illusions 6-9	23 Quilted Cutter Case 9:30-12:30 Sunflower Pillow 1:30-4:30	24 Quilt Therapy Workshop 10-1 or 6-9 Triple Dip 10-2 or 6-9	25 Stack-N-Whack Sara's Roses 6-9	26 UFO 6-9	27 Bargello Heart 9:30-4
29 Sunflower Illusions 6-9	30				

July

Monday	Tuesday	Wednesday	Thursday	Friday	Saturday
		1 Christmas Smiles Appliqué Book 10-3	2 Market Bag 6-9	3	4
6 Scrap Therapy Cutting Workshop 10-1 or 6-9	7	8	9 Fat Quarter Bag 6-9	10 Fat Quarter Bag 9:30-12:30 or 2:30-5:30 4 Patch Stack Posies 6-9	11
13 Fold Over Bag 6-9	14 BERNINA Embroidery Software 9:30-12	15 Latte 9 am – 9 pm Works in Progress 9 – 9	16 Flex Coin Bag 6-9	17 Flex Coin Bag 9:30-12:30 or 2:30-5:30 4 Patch Stack Posies 6-9	18 BERNINA Software Sampler 11-12
20 Fold Over Bag 6-9	21	22 Quilt Therapy Workshop 10-1 or 6-9 Triple Dip 10-2 or 6-9	23 French Seam Pillow Case 6-9	24 French Seam Pillow Case 9:30-12:30 or 2:30-5:30 Quilt Yourself Gorgeous 11-12:30 UFO 6-9	25 UFO 10-3:30
27 Double Take Table Runner 6-9	28	29	30 I.D. Bag 6-9	31 I.D Bag 9:30-12:30 or 2:30-5:30 UFO 6-9	

August

Monday	Tuesday	Wednesday	Thursday	Friday	Saturday
					1 Toss Nine Variations 10-3:30
3 Double Take Table Runner 6-9	4	5	6 Dog or Cat Mat 6-9	7 Dog or Cat Mat 9:30-12:30 or 2:30-5:30	8
10 Scrap Therapy Cutting Workshop 10-1 or 6-9	11	12 Latte 9 am – 9 pm Works in Progress 9 – 9	13 Coil Basket 6-9	14 Coil Basket 9:30-12:30 or 2:30-5:30 UFO 6-9	15 UFO 10-3:30
17	18	19 Quilt Therapy Workshop 10-1 or 6-9 Scrappy Trails 10-2 or 6-9	20 Baby Blanket 6-9 Borders, Bindings and Techniques 10-3:30	21 Baby Blanket 9:30-12:30 or 2:30-5:30 Interchangeable Bag 6-9	22 BERNINA Software Sampler 11-12
24 Boutique Shoulder Bag 6-9	25	26	27 Sachet 6-9 Marlow Bloom Handbag 10-3:30	28 Sachet 9:30-12:30 or 2:30-5:30 Contain Everything 11-12:30 UFO 6-9	29 UFO 10-3:30
31 Boutique Shoulder Bag 10-3:30					